

Fluoridation Facts



Dedication

This 2018 edition of *Fluoridation Facts* is dedicated to Dr. Ernest Newbrun, respected researcher, esteemed educator, inspiring mentor and tireless advocate for community water fluoridation.

About Fluoridation Facts

Fluoridation Facts contains answers to frequently asked questions regarding community water fluoridation. A number of these questions are responses to myths and misconceptions advanced by a small faction opposed to water fluoridation. The answers to the questions that appear in *Fluoridation Facts* are based on generally accepted, peer-reviewed, scientific evidence. They are offered to assist policy makers and the general public in making informed decisions. The answers are supported by over 400 credible scientific articles, as referenced within the document. It is hoped that decision makers will make sound choices based on this body of generally accepted, peer-reviewed science.

Acknowledgments

This publication was developed by the National Fluoridation Advisory Committee (NFAC) of the American Dental Association (ADA) Council on Advocacy for Access and Prevention (CAAP). NFAC members participating in the development of the publication included Valerie Peckosh, DMD, chair; Robert Crawford, DDS; Jay Kumar, DDS, MPH; Steven Levy, DDS, MPH; E. Angeles Martinez Mier, DDS, MSD, PhD; Howard Pollick, BDS, MPH; Brittany Seymour, DDS, MPH and Leon Stanislav, DDS.

Principal CAAP staff contributions to this edition of *Fluoridation Facts* were made by: Jane S. McGinley, RDH, MBA, Manager, Fluoridation and Preventive Health Activities; Sharon (Sharee) R. Clough, RDH, MS Ed Manager, Preventive Health Activities and Carlos Jones, Coordinator, Action for Dental Health. Other significant staff contributors included Paul O'Connor, Senior Legislative Liaison, Department of State Government Affairs. In addition to her legal review, Wendy J. Wils, Esq., Deputy General Counsel, Division of Legal Affairs provided greatly to the vision of this publication.

Disclaimer

This publication is designed to answer frequently asked questions about community water fluoridation, based on a summary of relevant published articles. It is not intended to be a comprehensive review of the extensive literature on fluoridation and fluorides or to promote professional advice. Readers must also rely on their own review of the literature, including the sources cited herein and any subsequently published, for a complete understanding of these issues.

@2018 American Dental Association

This publication may not be reproduced in whole or in part without the express written permission of the American Dental Association except as provided herein.

Executive Summary

- Fluoridation of community water supplies is the single most effective public health measure to prevent tooth decay.
 - Throughout more than 70 years of research and practical experience, the overwhelming weight of credible scientific evidence has consistently indicated that fluoridation of community water supplies is safe.
 - Studies prove water fluoridation continues to be effective in reducing tooth decay by more than 25% in children and adults, even in an era with widespread availability of fluoride from other sources, such as fluoride toothpaste.
 - Because of the important role it has played in the reduction of tooth decay, the Centers for Disease Control and Prevention has proclaimed community water fluoridation (along with vaccinations and infectious disease control) one of ten great public health achievements of the 20th century.
 - Community water fluoridation is the controlled adjustment of fluoride that occurs naturally in all water to optimal levels to prevent tooth decay.
 - Community water fluoridation benefits everyone, especially those without access to regular dental care. Fluoridation is a powerful tool in the fight for social justice and health equity.
 - Simply by drinking water, people can benefit from fluoridation's cavity protection whether they are at home, work or school.
 - Water that has been fortified with fluoride is similar to fortifying salt with iodine, milk with vitamin D and orange juice with vitamin C — none of which are medications.
- When compared to the cost of other prevention programs, water fluoridation is the most cost-effective means of preventing tooth decay for both children and adults in the United States. The cost of a lifetime of water fluoridation for one person is less than the cost of one filling.
 - For community water systems that serve more than 1,000 people, the economic benefit of fluoridation exceeds the cost. And the benefit-cost ratio increases as the size of the population served increases (largely due to economies of scale). Fluoridation is a cost-saving method to prevent tooth decay.
 - According to data from 2014, nearly 75% of the population (3 out of 4 people) in the United States are served by public water systems that are optimally fluoridated.
 - Fluoridation has been thoroughly tested in the United States' court system, and found to be a proper means of furthering public health and welfare. No court of last resort has ever determined fluoridation to be unlawful.
 - The ADA supports community water fluoridation as a safe, effective, cost-saving and socially equitable way to prevent tooth decay.
 - One of the most widely respected sources for information regarding fluoridation and fluorides is the American Dental Association. The ADA maintains Fluoride and Fluoridation web pages at <http://www.ADA.org/fluoride>.

Permission is hereby granted to reproduce and distribute this Fluoridation Facts Executive Summary in its entirety, without modification. To request any other copyright permission, please contact the American Dental Association at 1.312.440.2879.

Table of Contents

Executive Summary	1	Safety	37
Introduction	5	17. Harmful to humans?.....	37
Benefits	13	18. More studies needed?.....	38
1. What is fluoride?	13	19. Recommended level?	39
2. Fluoride prevents tooth decay?.....	13	20. EPA maximum?	40
3. Water fluoridation?	14	21. EPA secondary level?.....	41
4. Fluoride is in your water?	15	22. Total intake?	43
5. Fluoride additives?.....	16	23. Daily intake?	44
6. Natural vs. adjusted?	16	24. Prenatal dietary fluoride supplements?	46
7. Effectiveness?.....	17	25. Body uptake?	47
8. Still effective?.....	20	26. Bone health?	47
9. Discontinued?.....	21	27. Dental fluorosis?.....	49
10. Tooth decay problem?.....	22	28. Fluoridated water for infant formula?	52
11. Adult benefits?	24	29. Prevent fluorosis?.....	52
12. Fluoride supplements?	25	30. Warning Label?	54
13. Fluoride for children?.....	27	31. Acute and chronic toxicity?	55
14. Alternatives?.....	28	32. Cancer?	56
15. Bottled water?	31	33. Osteosarcoma?.....	57
16. Home treatment systems?.....	32	34. Enzyme effects?.....	58
		35. Thyroid?.....	59
		36. Pineal gland?.....	60
		37. Allergies?	60
		38. Genetic risk?	61
		39. Fertility?.....	61
		40. Down Syndrome?.....	62
		41. Neurological impairment/IQ?.....	62
		42. Lead poisoning?	64
		43. Alzheimer’s disease?	65
		44. Heart disease?	66
		45. Kidney disease?.....	67
		46. Erroneous health claims?	68

Fluoridation Practice.....75

47. Who regulates?.....	75
48. Standards for additives?.....	76
49. Lead, arsenic and other contamination?.....	77
50. Additives safety?.....	78
51. Source of additives?.....	78
52. System safety concerns?.....	79
53. Engineering?.....	80
54. Corrosion of water pipes?.....	81
55. Damage to water facilities?.....	81
56. Environment?.....	82

Public Policy.....85

57. What is public health?.....	85
58. Valuable measure?.....	86
59. Reduce disparities?.....	88
60. Support for fluoridation?.....	89
61. Courts of law?.....	91
62. Opposition?.....	92
63. Opposition tactics?.....	93
64. Internet?.....	96
65. Public votes?.....	97
66. International fluoridation?.....	101
67. Banned in Europe?.....	102

Cost..... 106

68. Cost-effective and cost-saving?.....	106
69. Practical?.....	109

Figures

1. Reviewing Research.....	6
2. Tooth Decay and Dental Fluorosis Graph.....	17
3. EPA and USPHS Numbers.....	42
4. Examples of Toothpaste for Children.....	46
5. Opposition Tactics.....	95
6. ADA.org Fluoride and Fluoridation.....	97
7. Largest Fluoridated Cities.....	98
8. States Meeting National Goals.....	99
9. State Fluoridation Status.....	100

Tables

1. Dietary Fluoride Supplements.....	26
2. Dietary Reference Uptakes.....	45
3. Categories of Dental Fluorosis.....	51

Introduction

Fluoridation Facts has been published by the American Dental Association (ADA) since 1956. Revised periodically, *Fluoridation Facts* answers frequently asked questions about community water fluoridation. In this 2018 edition, the ADA Council on Advocacy for Access and Prevention provides updated information for individuals and groups interested in the facts about fluoridation. The United States now has more than 70 years of extensive experience with community water fluoridation. Its remarkable longevity and success is testimony to fluoridation's significance as a public health measure. In recognition of the impact that water fluoridation has had on the oral and general health of the public, in 1999, the Centers for Disease Control and Prevention (CDC) named fluoridation of drinking water as one of ten great public health achievements of the 20th century.^{1,2}

Many organizations in the United States and around the world recognize the benefits of community water fluoridation.

Support for Water Fluoridation

Since 1950, the American Dental Association (ADA) has continuously and unreservedly endorsed the optimal fluoridation of community water supplies as a safe and effective public health measure for the prevention of tooth decay. The ADA's policy is based on the best available scientific evidence on the safety and effectiveness of fluoridation. Since the ADA first adopted policy recommending community water fluoridation in 1950, the ADA has continued to reaffirm its position of support for water fluoridation and has strongly urged that its benefits be extended to communities served by public water systems.³

Over the years, additional support has come from numerous U.S. Surgeons General who are the leading spokespersons on matters of public health in the federal government. In 2016, Surgeon General Dr. Vivek H. Murthy in his "Statement on Community Water Fluoridation,"⁴ noted:

Water fluoridation is the best method for delivering fluoride to all members of the community, regardless of age, education, income level or access to routine dental care. Fluoride's effectiveness in preventing tooth decay extends throughout one's life, resulting in fewer — and less severe — cavities. In fact, each generation born over the past 70 years has enjoyed better dental health than the one before it. That's the very essence of the American promise.⁴

In addition to the American Dental Association, the American Medical Association,⁵ the American Academy of Pediatrics⁶ and the World Health Organization⁷ also support community water fluoridation.

Many organizations in the United States and around the world recognize the benefits of community water fluoridation. The ADA has developed a list of "National and International Organizations that Recognize the Public Health Benefits of Community Water Fluoridation for Preventing Dental Decay." Please see the ADA website at www.ADA.org/fluoride for the most current listing as well as information on reproduction and distribution of the list.

Scientific Information on Fluoridation

The ADA's policies regarding community water fluoridation are based on the best available scientific knowledge. This body of knowledge results from the efforts of nationally recognized scientists who have conducted research using the scientific method, have drawn appropriate balanced conclusions based on their research findings and published their results in refereed (peer-reviewed) professional journals that are widely held or circulated. Studies showing the safety and effectiveness of water fluoridation have been confirmed by independent scientific studies conducted by a number of nationally and internationally recognized scientific investigators. While opponents of fluoridation have questioned its safety and effectiveness, none of their charges has ever been substantiated by scientific evidence.

With the advent of the Information Age, a new type of "pseudo-scientific literature" has developed. The public often sees scientific and technical information quoted in the press, printed in a letter to the editor or distributed via an internet web page. Often the public accepts such information as true simply because it is in print. Yet the information is not always based on research conducted according to the scientific method and the conclusions drawn from research are not always scientifically justifiable. In the case of water fluoridation, an abundance of misinformation has been circulated. Therefore, scientific information from all print and electronic sources must be critically reviewed before conclusions can be drawn. (See Figure 1.) Everyone is entitled to his or her own opinion but not his or her own facts. Pseudo-scientific literature can pique a reader's interest but when read as science, it can be misleading. The scientific validity and relevance of claims made by opponents of fluoridation might be

Figure 1. A Guide to Identifying and Using Trustworthy Information

Question The Author

Actively search for study authors' intellectual and financial conflicts of interest that may have affected the conduct of the study or results interpretation.

Correlation Does Not Imply Causation

The fact that two things happen together does not mean that one necessarily causes the other.

Mice vs. Humans

Wait for studies with human subjects to confirm animal studies' results before considering applying the research findings in practice.

Consider The Big Picture

Identify systematic reviews that comprehensively summarize the evidence instead of using single studies that present only a small part of the big picture.

High Impact Journals

Impact factor and reputation of a journal do not necessarily relate to the quality of the published study in question, so always remain skeptical.

The Right Study Design

Some clinical questions cannot be studied using the classic randomized control (RCT) study design and non-RCT designs may be a suitable alternative

best viewed when measured against criteria set forth by the U.S. Supreme Court.⁸

➤ *Additional information about this topic can be found in the Public Policy Section, Question 61.*

History of Water Fluoridation

Research into the effects of fluoride began in the early 1900s. Dr. Frederick McKay, a young dentist, opened a dental practice in Colorado Springs, Colorado, and was surprised to discover that many local residents exhibited brown stains on their permanent teeth. Dr. McKay could find no documentation of the condition in the dental literature and eventually convinced Dr. G.V. Black, dean of the Northwestern University Dental School in Chicago, to join him in studying the condition. Through their research, Drs. Black and McKay determined that mottled enamel, as Dr. Black termed the condition, resulted from developmental imperfections in teeth. Drs. Black and McKay wrote detailed descriptions of mottled enamel.^{9,10} (Mottled enamel is a historical term. Today, this condition is called dental or enamel fluorosis.)

In the 1920s, Dr. McKay, along with others, suspected that something either in or missing from the drinking water was causing the mottled enamel. Dr. McKay wrote to the Surgeon General in 1926 indicating that he had identified a number of regions in Colorado, New Mexico, Arizona, California, Idaho, South Dakota, Texas and Virginia where mottled enamel existed. Also in the late 1920s, Dr. McKay made another significant discovery — these stained teeth were surprisingly resistant to decay.¹⁰

Following additional studies completed in the early 1930s in St. David, Arizona¹¹ and Bauxite, Arkansas,¹² it was determined that high levels of naturally occurring fluoride in the drinking water were causing the mottled enamel. In Arizona, researchers studied in great detail 250 residents in 39 local families and were able to rule out hereditary factors and environmental factors, except for one — fluoride in the water which occurred naturally at levels of 3.8 mg/L to 7.15 mg/L.¹¹ In Bauxite, H. V. Churchill, chief chemist with the Aluminum Company of America (later changed to ALCOA), was using a new method of spectrographic analysis in his laboratory to look at the possibility that the water from an abandoned deep well in the area might have high levels of aluminum-containing bauxite that was causing mottled teeth. What he found was that the water contained a high level of

naturally occurring fluoride (13.7 mg/L). When McKay learned of this new form of analysis and Churchill's findings, he forwarded samples of water from areas where mottled enamel was commonplace to Churchill. All of the samples were found to have high levels of fluoride when compared to waters tested from areas with no mottled enamel.¹⁰

During the 1930s, Dr. H. Trendley Dean, a dental officer of the U.S. Public Health Service, and his associates conducted classic epidemiological studies on the geographic distribution and severity of fluorosis in the United States.¹³ These early studies quantified the severity of tooth decay and dental fluorosis, called mottled enamel at that time, according to fluoride levels in the water. In so doing, it was observed that "at Aurora, IL where the domestic water contained 1.2 ppm of fluoride (F) and where a relatively low tooth decay prevalence was recorded, mottled enamel as an esthetic problem was not encountered."¹⁴ Dean and his staff had made a critical discovery. Namely, fluoride levels of up to 1.0 ppm in drinking water did not cause enamel fluorosis in most people and only mild dental fluorosis in a small percentage of people.¹⁴⁻¹⁶

In 1939, Dr. Gerald J. Cox and his associates at the Mellon Institute evaluated the epidemiological evidence and conducted independent laboratory studies. While the issue was being discussed in the dental research community at the time, they were the first to publish a paper that proposed adding fluoride to drinking water to prevent tooth decay.¹⁷ In the 1940s, four classic, community-wide studies were carried out to evaluate the controlled addition of sodium fluoride to fluoride-deficient water supplies. The first community water fluoridation program, under the direction of Dr. Dean, began in Grand Rapids, Michigan, in January 1945 with Muskegon, Michigan as the nonfluoridated control community. The other three studies were conducted in the following three pairs of cities with the fluoridated city listed first: Newburgh and Kingston, New York (May 1945); Brantford and Sarnia, Ontario, Canada (June 1945) and Evanston and Oak Park, Illinois (February 1947).¹⁸⁻²⁰

In the 1940s, four classic, community-wide studies were carried out to evaluate the controlled addition of sodium fluoride to fluoride-deficient water supplies.

The astounding success of these comparison studies firmly established the practice of water fluoridation as a practical, safe and effective public health measure to prevent tooth decay that would quickly be embraced by other communities.

The history of water fluoridation is a classic example of a curious professional making exacting clinical observations which led to epidemiologic investigation and eventually to a safe and effective community-based public health intervention which even today remains the cornerstone of communities' efforts to prevent tooth decay.

In addition to the studies noted above, a number of reviews on fluoride in drinking water have been issued over the years. For example, in 1951 the National Research Council (NRC), of the National Academies, issued its first report stating fluoridation was safe and effective. The NRC has continued to issue reports on fluoride in drinking water (1977²¹ and 1993²²) with the most recent review published in 2006.²³ Additional reviews completed over the ten year period from 2007–2017 include:

- 2017 Australian Government. National Health and Medical Research Council (NHMRC). *Information Paper — Water Fluoridation: Dental and Other Human Health Outcomes*.²⁴
- 2016 O'Mullane DM, Baez RJ, Jones S, Lennon MA, Petersen PE, Rugg-Gunn AJ, Whelton H, Whitford GM. *Fluoride and Oral Health*.²⁵
- 2016 American Water Works Association. *Water Fluoridation Principles and Practices*. AWWA Manual M4. Sixth edition.²⁶
- 2015 Water Research Foundation. *State of the Science: Community Water Fluoridation*.²⁷
- 2015 The Network for Public Health Law. *Issue Brief: Community Water Fluoridation*.²⁸
- 2015 Ireland Health Research Board. *Health Effects of Water Fluoridation: An Evidence Review*.²⁹
- 2015 U.S. Department of Health and Human Services Federal Panel on Community Water Fluoridation. *U.S. Public Health Service Recommendation for Fluoride Concentration in Drinking Water for the Prevention of Dental Caries*.³⁰

- 2014 Public Health England. *Water Fluoridation: Health Monitoring Report for England*.³¹
- 2014 Royal Society of New Zealand and the Office of the Prime Minister's Chief Science Advisor. *Health Effects of Water Fluoridation: a Review of the Scientific Evidence*.³²
- 2013 U.S. Community Preventive Services Task Force. The Guide to Community Preventive Services. *Preventing Dental Caries: Community Water Fluoridation*.³³
- 2011 European Commission of the European Union Scientific Committee on Health and Environmental Risks (SCHER). *Fluoridation*.³⁴
- 2008 Health Canada. *Findings and Recommendations of the Fluoride Expert Panel*.³⁵
- 2007 Australian Government. National Health and Medical Research Council *A Systematic Review of the Efficacy and Safety of Fluoridation; Part A: Review Methodology and Results*.³⁶

Water Fluoridation as a Public Health Measure

Throughout decades of research and more than 70 years of practical experience, fluoridation of public water supplies has been responsible for dramatically improving the public's oral health. In 1994, the U.S. Department of Health and Human Services (HHS) issued a report which reviewed public health achievements.³⁷ Along with other successful public health measures such as the virtual eradication of polio and reductions in childhood blood lead levels, fluoridation was lauded as one of the most economical preventive interventions in the nation.³⁷

Because of the important role fluoridation has played in the reduction of tooth decay, the Centers for Disease Control and Prevention proclaimed community water fluoridation one of ten great public health achievements of the 20th century.^{1, 2} Other public health achievements included in the 1999 announcement were vaccinations (which have been responsible for the elimination of polio in the Americas), recognition of tobacco use as a health hazard and the decline in deaths from coronary heart disease and stroke. In 2000, U.S. Surgeon General Dr. David Satcher issued the first ever Surgeon General

report on oral health, *Oral Health in America: a Report of the Surgeon General*.³⁸ In the report, Dr. Satcher stated that community water fluoridation continues to be the most cost-effective, practical and safe means for reducing and controlling the occurrence of tooth decay in a community. Additionally, Dr. Satcher noted that water fluoridation is a powerful strategy in efforts to eliminate health disparities among populations. Studies have shown that fluoridation is the most significant strategy employed to reduce disparities in tooth decay.³⁸⁻⁴²

➤ Additional information about this topic can be found in the Public Policy Section, Question 59.

Because of the important role fluoridation has played in the reduction of tooth decay, the Centers for Disease Control and Prevention proclaimed community water fluoridation one of ten great public health achievements of the 20th century.^{1, 2}

In the 2003 *National Call to Action to Promote Oral Health*,⁴³ U.S. Surgeon General Dr. Richard Carmona called on policymakers, community leaders, private industry, health professionals, the media and the public to affirm that oral health is essential to general health and well-being. Additionally, Dr. Carmona urged these groups to apply strategies to enhance the adoption and maintenance of proven community-based interventions such as community water fluoridation.

Writing in *Public Health Reports* in 2010, Surgeon General Dr. Rebecca Benjamin noted that, "Community water fluoridation continues to be a vital, cost-effective method of preventing dental caries."⁴⁴

In a 2015 Surgeon's General Perspective⁴⁵ issued to coincide with the release of the updated USPHS recommendation on fluoride levels in drinking water to prevent tooth decay, Surgeon General Dr. Vivek H. Murthy stated, "As Surgeon General, I encourage all Americans to make choices that enable them to prevent illness and promote well-being. Community water fluoridation is one of the most practical, cost-effective, equitable, and safe measures communities can take to prevent tooth decay and improve oral health."⁴⁵

Established by the U.S. Department of Health and Human Services (DHHS), Healthy People 2020⁴⁶ provides a science-based, comprehensive set of ambitious, yet achievable, ten-year national objectives for improving the health of the public. Included under oral health is an objective to expand the fluoridation of public water supplies. Objective 13 states that at least 79.6% of the U.S. population served by community water systems should be receiving the benefits of optimally fluoridated water by the year 2020.⁴⁷ In 2014, the CDC indicated that 74.4% of the U.S. population on public water systems, or a total of 211.4 million people, had access to fluoridated water.⁴⁸

After more than four years of additional research and review following the initial notice of intent, in 2015 the DHHS announced that the U.S. Public Health Service had made a final recommendation on the fluoride level in drinking water³⁰ that updated and replaced the 1962 Drinking Water Standards related to community water fluoridation. In this guidance, the optimal concentration of fluoride in drinking water of 0.7 mg/L (milligrams per liter) was defined as "the concentration that provides the best balance of protection from dental caries while limiting the risk of dental fluorosis."³⁰

➤ Additional information about this topic can be found in the Safety Section, Question 19.

Water Fluoridation's Role in Reducing Tooth Decay

Water fluoridation has played a significant role in improving oral health. Numerous studies and reviews have been published making fluoridation one of the most widely studied public health measures in history. Fluoridation of community water supplies is the single most effective public health measure to prevent tooth decay. Studies show that community water fluoridation prevents at least 25 percent of tooth decay in children⁴⁹ and adults,⁵⁰ even in an era with widespread availability of fluoride from other sources, such as fluoride toothpaste. Fluoridation helps to prevent, and in some cases, reverse tooth decay across the life span. Increasing numbers of adults are retaining their teeth throughout their lifetimes due in part to the benefits they receive from water fluoridation. Dental costs for these individuals are likely to have been reduced and many

hours of needless pain and suffering due to untreated tooth decay have been avoided. By preventing tooth decay, community water fluoridation has been shown to save money, both for families and the health care system. The return on investment for community water fluoridation varies with size of the community, and in general, increases as the community size increases. Community water fluoridation is cost-saving, even for small communities.

➦ *Additional information about this topic can be found in the Cost Section, Question 68.*

Fluoridation of community water supplies is the single most effective public health measure to prevent tooth decay. Studies show that community water fluoridation prevents at least 25 percent of tooth decay in children and adults, even in an era with widespread availability of fluoride from other sources, such as fluoride toothpaste.

Community water fluoridation is a most valuable public health measure because:

- Optimally fluoridated water is accessible to the entire community regardless of socioeconomic status, educational attainment or other social variables.⁵¹
- Individuals do not need to change their behavior to obtain the benefits of fluoridation.
- Frequent exposure to small amounts of fluoride over time makes fluoridation effective through the life span in helping to prevent tooth decay.⁵²
- Community water fluoridation is more cost-effective and cost-saving than other forms of fluoride treatments or applications.^{53,54}

Tooth decay is caused by sugars in snacks, food and beverages being converted into acid by the bacteria in dental plaque, a thin, sticky, colorless deposit on teeth. The acid attacks the tooth enamel (the hard surface of the tooth) or root surface. After repeated attacks, the enamel or root surface loses minerals (demineralization) and the acids and bacteria penetrate the dentin and finally the pulp. The soft

tissue of the pulp contains nerves and blood vessels. Once the decay enters the pulp, it becomes infected and without treatment, the infection progresses and travels into the surrounding tissues. It can enter the bloodstream and potentially spread the infection to other parts of the body which can be life-threatening.

➦ *Additional information about this topic can be found in the Benefits Section, Question 2.*

There are a number of factors that increase an individual's risk for tooth decay:⁵⁴⁻⁵⁹

- Recent history of tooth decay
- Elevated oral bacteria count
- Inadequate exposures to fluorides
- Exposed roots
- Frequent intake of sugar/sugary foods and sugar-sweetened beverages
- Poor or inadequate oral hygiene
- Decreased flow of saliva
- Deep pits and fissures on the chewing surfaces of teeth

Exposure to fluoride is a key component in any recommended decay prevention strategy; however, the use of fluoride alone will not prevent all tooth decay. In formulating a decay prevention program, in addition to consuming fluoridated tap water, a number of intervention strategies may be considered such as improved daily home care, reducing sugar in the diet, placement of dental sealants and prescription strength fluoride toothpaste for home use and professionally applied topical treatments.

Ongoing Need for Water Fluoridation

Because of the risk factors for tooth decay noted previously, many individuals and communities still experience high levels of tooth decay. Although water fluoridation demonstrates an impressive record of effectiveness and safety, only 74.4% of the United States population on public water supplies in 2014 received fluoridated water containing protective levels of fluoride.⁴⁸ Unfortunately, some people continue to be confused about this effective public health measure. If the number of individuals drinking fluoridated water is to increase, the public must be accurately informed about its benefits and safety.

Introduction References

- Centers for Disease Control and Prevention. Ten great public health achievements--United States, 1990-1999. *MMWR* 1999;48(12):241-3. Available at: <https://www.cdc.gov/mmwr/preview/mmwrhtml/00056796.htm>. Accessed October 2, 2017.
- Centers for Disease Control and Prevention. Achievements in Public Health, 1900-1999: Fluoridation of drinking water to prevent dental caries. *MMWR* 1999;48(41):933-40. Available at: <https://www.cdc.gov/mmwr/preview/mmwrhtml/mm4841a1.htm>. Accessed October 28, 2017.
- American Dental Association. Policy on fluoridation of water supplies. (*Trans*.2015:274) 2015. Available at: <http://www.ADA.org/en/public-programs/advocating-for-the-public/fluoride-and-fluoridation/ada-fluoridation-policy>. Accessed October 28, 2017.
- U.S. Department of Health and Human Services. Public Health Service. Surgeon General Vivek H. Murthy. Statement on community water fluoridation. Office of the Surgeon General. Rockville, MD. 2016. Available at: <https://www.cdc.gov/fluoridation/guidelines/surgeons-general-statements.html>. Accessed October 3, 2017.
- American Medical Association Water fluoridation H-440.972. 2011. In: American Medical Association Policy Finder. Available at: <https://www.ama-assn.org/about-us/policyfinder>. Accessed October 3, 2017.
- American Academy of Pediatrics Section on Oral Health. Maintaining and improving the oral health of young children. *Pediatrics* 2014;134(6):1224-9. Abstract at: <https://www.ncbi.nlm.nih.gov/pubmed/25422016>. Accessed October 28, 2017.
- Petersen PE, Ogawa H. Prevention of dental caries through the use of fluoride--the WHO approach. *Community Dent Health* 2016;33(2):66-8.
- Daubert v. Merrell Dow Pharmaceuticals, Inc.*, 509 U.S. 579, 113, S.Ct. 2786 (1993).
- McKay FS. Mottled enamel: the prevention of its further production through a change of the water supply at Oakley, Ida. *J Am Dent Assoc* 1933;20(7):1137-49.
- McClure FJ. Water fluoridation: the search and the victory. Bethesda, MD: National Institute of Dental Research; 1970. Available at: <https://www.dentalwatch.org/fl/mcclure.pdf>. Accessed October 28, 2017.
- Smith MC, Lantz EM, Smith HV. The cause of mottled enamel, a defect of human teeth. University of Arizona, College of Agriculture, Agriculture Exp. Station. Technical Bulletin 32. 1931:253-82.
- Churchill HV. The occurrence of fluorides in some waters of the United States. *Ind Eng Chem* 1931;23(9):996-998. Available at: <http://pubs.acs.org/doi/abs/10.1021/ie50261a007>. Accessed October 28, 2017.
- Dean HT. Chronic endemic dental fluorosis. *JAMA* 1936;107(16):1269-73. Article at: <https://jamanetwork.com/journals/jama/article-abstract/273186>. Accessed October 28, 2017.
- National Institute of Dental and Craniofacial Research. The story of fluoridation. Available at: <http://www.nidcr.nih.gov/oralhealth/topics/fluoride/thestoryoffluoridation.htm>. Accessed September 4, 2017.
- Dean HT. Endemic fluorosis and its relation to dental caries. *Public Health Rep* 1938;53(33):1443-52. Article at: <https://www.jstor.org/stable/4582632>. Accessed October 28, 2017.
- Dean HT, Arnold FA, Elvove E. Domestic water and dental caries: V. Additional studies of the relation of fluoride domestic waters to dental caries experience in 4,425 white children, aged 12 to 14 years, of 13 cities in 4 states. *Public Health Rep* 1942;57(32):1155-79. Article at: <https://www.jstor.org/stable/4584182>. Accessed October 28, 2017.
- Cox GJ, Matuschak MC, Dixon SF, Dodds ML, Walker WE. Experimental dental caries IV. Fluorine and its relation to dental caries. *J Dent Res* 1939;18(6):481-90.
- Dean HT, Arnold Jr FA, Knutson JW. Studies on mass control of dental caries through fluoridation of the public water supply. *Public Health Rep* 1950;65(43):1403-8. Article at: <https://www.ncbi.nlm.nih.gov/pubmed/14781280>. Accessed October 23, 2017.
- Ast DB, Smith DJ, Wachs B, Cantwell KT. Newburgh-Kingston caries-fluorine study: final report. *J Am Dent Assoc* 1956;52(3):290-325.
- Brown HK, Poplove M. The Brantford-Samia-Stratford fluoridation caries study: final survey, 1963. *Med Serv J Can* 1965;21(7):450-6.
- National Research Council. Drinking water and health, Volume 1. Washington, DC: The National Academies Press;1977. Available at: <https://www.nap.edu/catalog/1780/drinking-water-and-health-volume-1>. Accessed October 23, 2017.
- National Research Council. Health effects of ingested fluoride. Report of the Subcommittee on Health Effects of Ingested Fluoride. Washington, DC: National Academy Press;1993. Available at: <https://www.nap.edu/catalog/2204/health-effects-of-ingested-fluoride>. Accessed October 23, 2017.
- National Research Council of the National Academies. Division of Earth and Life Studies. Board on Environmental Studies and Toxicology. Committee on Fluoride in Drinking Water. Fluoride in drinking water: a scientific review of EPA's standards. Washington, D.C: The National Academies Press;2006. Available at: <https://www.nap.edu/catalog/11571>. Accessed October 23, 2017.
- Australian Government. National Health and Medical Research Council (NHMRC). Information paper - water fluoridation: dental and other human health outcomes. Canberra. 2017. Available at: <https://www.nhmrc.gov.au/guidelines-publications/eh43-0>. Accessed October 23, 2017.
- O'Mullane DM, Baez RJ, Jones S, Lennon MA, Petersen PE, Rugg-Gunn AJ, Whelton H, Whitford GM. Fluoride and oral health. *Community Dent Health* 2016;33(2):69-99. Abstract at: <https://www.ncbi.nlm.nih.gov/pubmed/27352462>. Accessed October 3, 2017.
- American Water Works Association. Water fluoridation principles and practices. AWWA Manual M4. Sixth edition. Denver. 2016.
- Water Research Foundation. State of the science: community water fluoridation. 2015. Available at: <http://www.waterrf.org/PublicReportLibrary/4641.pdf>. Accessed October 1, 2017.
- The Network for Public Health Law. Issue brief: community water fluoridation. 2015. Available at: https://www.networkforphl.org/resources_collection/2015/07/17/664/issue_brief_community_water_fluoridation. Accessed October 2, 2017.
- Sutton M, Kiersey R, Farragher L, Long J. Health effects of water fluoridation: an evidence review. 2015. Ireland Health Research Board. Available at: <http://www.hrb.ie/publications/hrb-publication/publications//674>. Accessed October 28, 2017.
- U.S. Department of Health and Human Services. Federal Panel on Community Water Fluoridation. U.S. Public Health Service recommendation for fluoride concentration in drinking water for the prevention of dental caries. *Public Health Rep* 2015;130(4):318-331. Article at: <https://www.ncbi.nlm.nih.gov/pmc/articles/PMC4547570>. Accessed October 24, 2017.
- Public Health England. Water fluoridation: health monitoring report for England 2014. Available at: <https://www.gov.uk/government/publications/water-fluoridation-health-monitoring-report-for-england-2014>. Accessed October 28, 2017.
- Royal Society of New Zealand and the Office of the Prime Minister's Chief Science Advisor. Health effects of water fluoridation: a review of the scientific evidence. 2014. Available at: <https://royalsociety.org.nz/what-we-do/our-expert-advice/all-expert-advice-papers/health-effects-of-water-fluoridation>. Accessed October 28, 2017.
- U.S. Community Preventive Services Task Force. Oral Health: Preventing Dental Caries (Cavities): Community Water Fluoridation. Task Force finding and rationale statement. 2013. Available at: <https://www.thecommitteeguide.org/findings/dental-caries-cavities-community-water-fluoridation>. Accessed October 24, 2017.
- Scientific Committee on Health and Environmental Risks (SCHER) of the European Commission. Critical review of any new evidence on the hazard profile, health effects, and human exposure to fluoride and the fluoridating agents of drinking water. 2011. Available at: http://ec.europa.eu/health/scientific_committees/opinions_layman/fluoridation/en/1-3/index.htm. Accessed October 24, 2017.

35. Health Canada. Findings and recommendations of the fluoride expert panel (January 2007). 2008. Available at: <http://www.hc-sc.gc.ca/ewh-semt/pubs/water-eau/2008-fluoride-fluorure/index-eng.php>. Accessed October 24, 2017.
36. Australian Government. National Health and Medical Research Council. A systematic review of the efficacy and safety of fluoridation. Part A: review of methodology and results. 2007. Available at: <https://www.nhmrc.gov.au/guidelines-publications/eh41>. Accessed October 24, 2017.
37. U.S. Department of Health and Human Services. For a healthy nation: returns on investment in public health. Washington, DC: U.S. Government Printing Office; August 1994. Available at: <https://archive.org/details/forhealthynation00unse>. Accessed October 28, 2017.
38. U.S. Department of Health and Human Services. Oral health in America: a report of the Surgeon General. Rockville, MD: U.S. Department of Health and Human Services, National Institute of Dental and Craniofacial Research, National Institutes of Health; 2000. Available at: <https://profiles.nlm.nih.gov/ps/retrieve/ResourceMetadata/NNBJT>. Accessed October 28, 2017.
39. Burt BA. Fluoridation and social equity. *J Public Health Dent* 2002;62(4):195-200. Abstract at: <https://www.ncbi.nlm.nih.gov/pubmed/12474623>. Accessed October 24, 2017.
40. Slade GD, Spencer AJ, Davies MJ, Stewart JF. Influence of exposure to fluoridated water on socioeconomic inequalities in children's caries experience. *Community Dent Oral Epidemiol* 1996;24(2):89-100. Abstract at: <https://www.ncbi.nlm.nih.gov/pubmed/8654039>. Accessed October 24, 2017.
41. Riley JC, Lennon MA, Ellwood RP. The effect of water fluoridation and social inequalities on dental caries in 5-year-old children. *Int J Epidemiol* 1999;28:300-5. Abstract at: <https://www.ncbi.nlm.nih.gov/pubmed/10342695>. Accessed October 24, 2017.
42. Jones CM, Worthington H. The relationship between water fluoridation and socioeconomic deprivation on tooth decay in 5-year-old children. *Br Dent J* 1999;186(8):397-400. Abstract at: <https://www.ncbi.nlm.nih.gov/pubmed/10365462>. Accessed October 24, 2017.
43. U.S. Department of Health and Human Services. A national call to action to promote oral health. Rockville, MD: U.S. Department of Health and Human Services, Public Health Service, Centers for Disease Control and Prevention, National Institutes of Health, National Institute of Dental and Craniofacial Research. NIH Publication No. 03-5303, May 2003. Available at: <https://www.nidcr.nih.gov/DataStatistics/SurgeonGeneral/NationalCalltoAction/nationalcalltoaction.htm>. Accessed October 28, 2017.
44. Benjamin RM. Surgeon General's Perspectives. Oral health: the silent epidemic. *Public Health Reports* 2010;126(2):158-9. Available at: <https://www.ncbi.nlm.nih.gov/pmc/articles/PMC2821841>. Accessed October 28, 2017.
45. Murthy VH. Surgeon General's Perspectives. Community water fluoridation: one of CDC's "10 Great Public Health Achievements Of The 20th Century." *Public Health Rep* 2015;130(4):296-8. Article at: <https://www.ncbi.nlm.nih.gov/pmc/articles/PMC4547574>. Accessed October 28, 2017.
46. U.S. Department of Health and Human Services. Office of Disease Prevention and Health Promotion. *HealthyPeople.gov*. Healthy People 2020. About healthy people. Available at: <https://www.healthypeople.gov/2020/About-Healthy-People>. Accessed October 28, 2017.
47. U.S. Department of Health and Human Services. Office of Disease Prevention and Health Promotion. *HealthyPeople.gov*. Healthy People 2020. Topics and Objectives. Oral health objectives. Available at: <https://www.healthypeople.gov/2020/topics-objectives/topic/oral-health/objectives>. Accessed October 24, 2017.
48. Centers for Disease Control and Prevention. Community Water Fluoridation. Fluoridation statistics. 2014. Available at: <https://www.cdc.gov/fluoridation/statistics/2014stats.htm>. Accessed October 24, 2017.
49. Truman BI, Gooch BF, Sulemana I, Gift HC, Horowitz AM, Evans, Jr CA, Griffin SO, Carande-Kulis VG. Task Force on Community Preventive Services. Reviews of evidence on interventions to prevent dental caries, oral and pharyngeal cancers, and sports-related craniofacial injuries. *Am J Prev Med* 2002;23(1S):21-54. Abstract at: <https://www.ncbi.nlm.nih.gov/pubmed/12091093>. Accessed October 24, 2017.
50. Griffin SO, Regnier E, Griffin PM, Huntley V. Effectiveness of fluoride in preventing caries in adults. *J Dent Res* 2007;86(5):410-415. Abstract at: <https://www.ncbi.nlm.nih.gov/pubmed/17452559>. Accessed October 24, 2017.
51. Horowitz HS. The effectiveness of community water fluoridation in the United States. *J Public Health Dent* 1996;56(5 Spec No):253-8. Abstract at: <https://www.ncbi.nlm.nih.gov/pubmed/9034970>. Accessed October 24, 2017.
52. Buzalaf MAR, Pessan JP, Honorio HM, ten Cate MJ. Mechanisms of actions of fluoride for caries control. In Buzalaf MAR (ed): *Fluoride and the Oral Environment*. Monogr Oral Sci. Basel, Karger. 2011;22:97-114. Abstract at: <https://www.ncbi.nlm.nih.gov/pubmed/21701194>. Accessed October 24, 2017.
53. Garcia AI. Caries incidence and costs of prevention programs. *J Public Health Dent* 1989;49(5 Spec No):259-71. Abstract at: <https://www.ncbi.nlm.nih.gov/pubmed/2810223>. Article at: <https://deepblue.lib.umich.edu/handle/2027.42/66226>. Accessed October 24, 2017.
54. Milgrom P, Reisine S. Oral health in the United States: the post-fluoride generation. *Annu Rev Public Health* 2000;21:403-36. Abstract at: <https://www.ncbi.nlm.nih.gov/pubmed/10884959>. Accessed October 24, 2017.
55. American Dental Association Council on Access Prevention and Interprofessional Relations. Caries diagnosis and risk assessment: a review of preventive strategies and management. *J Am Dent Assoc* 1995;126(Suppl):1S-24S. Abstract at: <https://www.ncbi.nlm.nih.gov/pubmed/7790681>. Accessed October 28, 2017.
56. Mariri BP, Levy SM, Warren JJ, Bergus GR, Marshall TA, Broffitt B. Medically administered antibiotics, dietary habits, fluoride intake and dental caries experience in the primary dentition. *Community Dent Oral Epidemiol* 2003;31(1):40-51. Abstract at: <https://www.ncbi.nlm.nih.gov/pubmed/12542431>. Accessed October 24, 2017.
57. Dye BA, Shenkin JD, Odgen CL, Marshall TA, Levy SM, Kanellis MJ. The relationship between healthful eating practices and dental caries in children aged 2-5 years in the United States, 1988-1994. *J Am Dent Assoc* 2004;135(1):55-66. Abstract at: <https://www.ncbi.nlm.nih.gov/pubmed/14959875>. Accessed October 24, 2017.
58. Tinanoff N, Palmer CA. Dietary determinants of dental caries and dietary recommendations for preschool children. *J Public Health Dent* 2000;60(3):197-206. Available at: <https://www.ncbi.nlm.nih.gov/pubmed/11109219>. Accessed October 24, 2017.
59. Marshall TA. Chairside diet assessment of caries risk. *J Am Dent Assoc* 2009;140(6):670-4. Abstract at: <https://www.ncbi.nlm.nih.gov/pubmed/19491162>. Accessed October 24, 2017.

Benefits

1. What is fluoride?	13	9. Discontinued?	21
2. Fluoride prevents tooth decay?	13	10. Tooth decay problem?	22
3. Water fluoridation?	14	11. Adult benefits?	24
4. Fluoride is in your water?	15	12. Fluoride supplements?	25
5. Fluoride additives?	16	13. Fluoride for children?	27
6. Natural vs. adjusted?	16	14. Alternatives?	28
7. Effectiveness?	17	15. Bottled water?	31
8. Still effective?	20	16. Home treatment systems?	32

1. What is fluoride?

Answer.

Fluoride is a naturally occurring mineral that can help prevent tooth decay.

Fact.

The element fluorine is abundant in the earth's crust as a naturally occurring fluoride compound found in rocks and soil.¹ As ground water moves through the earth, it passes over rock formations and dissolves the fluoride minerals that are present, releasing fluoride ions that are naturally occurring fluoride in the rocks. This increases the fluoride content of the water. The concentration of fluoride in ground water (e.g., wells, springs) varies according to such factors as the depth at which the water is found and the quantity of fluoride-bearing minerals in the area.

Fluoride is present at varied concentrations in all water sources including rainwater and the oceans. For example, the oceans' fluoride levels range from 1.2 to 1.4 mg/L.² In the United States, the natural level of fluoride in ground water varies from very low levels to over 4 mg/L.³ In comparison, the fluoride concentrations in surface water sources such as lakes and rivers is very low. For example, the water analysis completed by the city of Chicago for the year 2016 lists the range for Lake Michigan's natural fluoride level as 0.11 to 0.13 mg/L.⁴

2. How does fluoride help prevent tooth decay?

Answer.

Tooth decay begins when the outer layer of a tooth loses some of its minerals due to acid produced by bacteria in dental plaque breaking down the sugars that we eat. Fluoride protects teeth by helping to prevent the loss of these minerals and by restoring them with a fluoride-containing mineral that is more resistant to acid attacks. In other words, fluoride protects teeth by reducing demineralization and enhancing remineralization. Fluoride also works to hinder bacterial activity necessary for the formation of tooth decay.

Fact.

One of fluoride's main mechanism of action is its ability to prevent or delay the loss of minerals from teeth.^{5,6} Cavities start to form when minerals are lost due to acid attacks from bacteria in dental plaque (a soft, sticky film that is constantly forming on teeth). Bacteria grow rapidly by feeding on the sugars and refined carbohydrates that we consume. This process of losing minerals is called demineralization.

Fluoride's second mechanism of action is called remineralization, which is the reversal of this demineralization process.^{6,7} Teeth gain back the minerals lost during acid attacks through remineralization but with an important difference. Some of the hydroxyapatite crystal lost is replaced with fluorapatite. This fluoride-rich replacement mineral is even more resistant to acid attacks than the original tooth surface.⁶

Studies indicate fluoride has a third mechanism of action that hinders the ability of bacteria to metabolize carbohydrates and produce acids.⁵ It can also hinder the ability of the bacteria to stick to the tooth surface.⁸

Fluoride and minerals, including calcium and phosphate, are present in saliva^{6,8} and are stored in dental plaque. To halt the formation of tooth decay or rebuild tooth surfaces, fluoride must be constantly present in low concentrations in saliva and plaque.⁶ Frequent exposure to small amounts of fluoride, such as that which occurs when drinking fluoridated water, helps to maintain the reservoir of available fluoride in saliva and plaque to resist demineralization and enhance remineralization.^{6,9} In other words, drinking fluoridated water provides the right amount of fluoride at the right place at the right time. Fluoride in water and water-based beverages is consumed many times during the day, providing frequent contact with tooth structures and making fluoride available to fluoride reservoirs in the mouth. This helps explain why fluoride at the low levels found in fluoridated water helps to prevent tooth decay.⁶

Additionally, studies have concluded that fluoride ingested during tooth formation becomes incorporated into the tooth structure making the teeth more resistant to acid attacks and demineralization.¹⁰⁻¹⁴ In particular, this pre-eruptive exposure to fluoride, before the teeth come into the mouth during childhood, can play a significant role in preventing tooth decay in the pits and fissures of the chewing surfaces, particularly of molars.^{6,15,16} Sources of fluorides in the United States that provide this pre-eruptive effect include fluoridated water and dietary fluoride supplements as well as fluoride present in foods and beverages. Additionally, young children often swallow substantial percentages of the fluoride toothpaste and other fluoride-containing dental products which adds to their intake of fluoride. Originally, it was believed that fluoride's action was exclusively pre-eruptive, meaning the benefit occurred only during tooth formation, but by the mid-1950s there was growing evidence of the importance of fluoride's important roles in demineralization and remineralization.¹¹

Pre-eruptive effects are sometimes called systemic, while post-eruptive effects are called topical. These terms refer to different things. Pre- and post-eruptive refer to the timing of fluoride benefits while systemic

and topical refer to the mode of administration or source of fluoride. Defining the effects of fluoride from a specific source as solely systemic or topical is not entirely accurate. For example, water fluoridation provides both a systemic (during tooth development) and topical effect (at the time of ingestion strengthening the outside of the tooth).

Today it is understood that the maximum reduction in tooth decay occurs when both effects are combined, that is when fluoride has been incorporated into the tooth during formation and when it is available at the tooth surface during demineralization and remineralization. Water fluoridation works in both ways to prevent tooth decay.^{8,11,13,15,16}

Today it is understood that the maximum reduction in tooth decay occurs when both effects are combined, that is when fluoride has been incorporated into the tooth during formation and when it is available at the tooth surface during demineralization and remineralization. Water fluoridation works in both ways to prevent tooth decay.

3. What is water fluoridation?

Answer.

Water fluoridation is the controlled adjustment of the natural fluoride concentration in community water supplies to the concentration recommended for optimal dental health. Fluoridation helps prevent tooth decay in children and adults.

Fact.

In 2015, the U.S. Department of Health and Human Services (HHS), using the best available science, established the recommended concentration for fluoride in the water in the United States at 0.7 mg/L.¹⁷ This level effectively reduces tooth decay while minimizing dental fluorosis.


The level of fluoride in water is measured in milligrams per liter (mg/L) or parts per million (ppm). When referring to water, a concentration in milligrams per liter is identical to parts per million and the notations can be used interchangeably. Thus, 0.7 mg/L of fluoride in water is identical to 0.7 ppm. The preferred notation is milligrams per liter.

At 0.7 mg/L, there are seven-tenths of one part of fluoride mixed with 999,999.3 parts of water. While not exact, the following comparisons can be of assistance in comprehending 0.7 mg/L:

- 1 inch in approximately 23 miles
- 1 minute in approximately 1000 days
- 1 cent in approximately \$14,000.00
- 1 seat in more than 34 Wrigley Field baseball parks (seating capacity 41,268)

The following terms and definitions are used in this publication:

- **Community water fluoridation** is the controlled adjustment of the natural fluoride concentration in water up to 0.7 mg/L, the level recommended for optimal dental health. Other terms used interchangeably are water fluoridation, fluoridation and optimally fluoridated water. Optimal levels of fluoride can be present in the water naturally or by adjusted means.
- **Sub-optimally fluoridated water** is water that naturally contains less than the optimal level (below 0.7 mg/L) of fluoride. Other terms used are nonfluoridated water and fluoride-deficient water.

 Additional information on this topic can be found in this Section, Question 6.

The level of fluoride in water is measured in milligrams per liter (mg/L) or parts per million (ppm). When referring to water, a concentration in milligrams per liter is identical to parts per million and the notations can be used interchangeably. Thus, 0.7 mg/L of fluoride in water is identical to 0.7 ppm. The preferred notation is milligrams per liter.

4. How much fluoride is in your water?

Answer.

If your water comes from a public/community water supply, the options to learn the fluoride level of the water include contacting the local water supplier or the local/county/state health department, reviewing the Consumer Confidence Report (CCR) issued by your local water supplier, and using the Centers for Disease Control and Prevention's internet based "My Water's Fluoride." If your water source is a private well, it will need to be tested and the results obtained from a certified laboratory.

Fact.

The fluoride content of the local public or community water system can be obtained by contacting the local water supplier or the local/county/state health department. The name of your water system might not be the same as the name of your community.

In 1999, the U.S. Environmental Protection Agency (EPA) began requiring water suppliers to make annual drinking water quality reports accessible to their customers. Available prior to July 1 each year for the preceding calendar year, these Consumer Confidence Reports (CCRs), or Water Quality Reports,¹⁸ can be mailed to customers, placed in the local newspaper or made available through the internet. To obtain a copy of the report, contact the local water supplier. If the name of the community water system is unknown, contact the local health department.

There are two sites on the internet that supply information on water quality of community water systems. The online source for Water Quality Reports or CCRs is the EPA website¹⁹ at: <https://ofmpub.epa.gov/apex/safewater/f?p=136:102>. Additionally, the Centers for Disease Control and Prevention's (CDC) fluoridation website, "My Water's Fluoride,"²⁰ is available at: https://nccd.cdc.gov/DOH_MWF/Default/Default.aspx. The website allows consumers in currently participating states to learn the fluoridation status of their water system. It also provides information on the number of people served by the water system, the water source, and if the water system is naturally fluoridated or adjusts the fluoride level in the water supply.²⁰

The EPA does not have the authority to regulate private drinking water wells. However, the EPA recommends that private well water be tested once a year.²¹ For

the most accurate results, a state certified laboratory that conducts drinking water tests should be used for fluoride testing. For a list of state certified laboratories, contact the local, county or state water/health department.

The EPA does not specifically recommend testing private wells for the level of fluoride. However, if a household with a private well has children under 16 years of age, their health professionals will need to know the fluoride level of the well water prior to consideration of prescription of dietary fluoride supplements⁸ or to counsel patients about alternative water sources to reduce the risk of fluorosis if the natural fluoride levels are above 2 mg/L.

Dietary fluoride supplements (tablets, drops or lozenges) are available only by prescription and are intended for use by children ages six months to 16 years living in nonfluoridated areas and at high risk of developing tooth decay. Your dentist or physician can prescribe the correct dosage.⁸

+ Additional information on this topic can be found in this Section, Question 12 and in the Safety Section, Questions 21, 27, 28 and 29.

5. What additives are used to fluoridate water supplies in the United States?

Answer.

Sodium fluoride, sodium fluorosilicate and fluorosilicic acid are the three additives approved for use in community water fluoridation in the United States. Sodium fluorosilicate and fluorosilicic acid are sometimes referred to as silicofluoride additives.

Fact.

The three basic additives used to fluoridate water in the United States are: 1) sodium fluoride which is a white, odorless material available either as a powder or crystals; 2) sodium fluorosilicate which is a white or yellow-white, odorless crystalline material and 3) fluorosilicic acid which is a white to straw-colored liquid.²²

Water fluoridation began in the U.S. in 1945 with the use of sodium fluoride; the use of silicofluorides began in 1946 and by 1951, they were the most commonly used additives.²³ First used in the late

1940s, fluorosilicic acid is currently the most commonly used additive to fluoridate communities in the United States.²⁴ To ensure the public's safety, regardless of where the additives are manufactured, they should meet safety standards for water treatment in the U.S.²² Specifically, additives used in water fluoridation should meet standards of the American Water Works Association (AWWA). With respect to NSF/ANSI certification, fluoride additives are considered no different than other water additives. Fluoride additives, like any other water additive should also meet NSF/ANSI Standards.²² In the United States, the authority to regulate products for use in drinking water, including additives used to fluoridate community water systems, rests with individual states. In 2013, AWWA reported that 47 states had adopted the NSF/ANSI Standard 60 which specifies the product quality with validation supplied by independent certification entities.²²

To ensure the public's safety, regardless of where the additives are manufactured, they should meet safety standards for water treatment in the U.S.

Additional information on the topic of fluoride additives can be found in the Fluoridation Practice section of this publication and at the CDC's fluoridation website, "Water Operators and Engineers" at <https://www.cdc.gov/fluoridation/engineering/index.htm>.

6. Is there a difference in the effectiveness between naturally occurring fluoridated water (at optimal fluoride levels) and water that has fluoride added to reach the optimal level?

Answer.

No. The dental benefits of optimally fluoridated water occur regardless of the fluoride's source.

Fact.

Fluoride is present in water as "ions" or electrically-charged atoms.²⁵ These ions are the same whether acquired by water as it seeps through rocks and sand or added to the water supply under carefully controlled conditions.

It has been observed that the major features of human fluoride metabolism are not affected by the three fluoride additives used in community water fluoridation nor are they affected by whether the fluoride is present naturally or added to drinking water.²⁶ In more simple terms, there is no difference chemically between natural and adjusted fluoridation.

When fluoride is added under controlled conditions to fluoride-deficient water, the dental benefits are the same as those obtained from naturally fluoridated water. Fluoridation is merely an increase of the level of the naturally occurring fluoride present in all drinking water sources to the level recommended for optimal dental health.

Fluoridation is merely an increase of the level of the naturally occurring fluoride present in all drinking water sources to the level recommended for optimal dental health.

For example, a fluoridation study conducted in the Ontario, Canada, communities of Brantford (optimally fluoridated by adjustment), Stratford (optimally fluoridated naturally) and Sarnia (fluoride-deficient), revealed much lower decay rates in both Brantford and Stratford as compared to nonfluoridated Sarnia. There was no observable difference in the decay-reducing effect between the naturally occurring fluoride and adjusted fluoride concentration water supplies, proving that dental benefits were similar regardless of the source of fluoride.²⁷

Some individuals use the term “artificial fluoridation” to imply that the process of water fluoridation is unnatural and that it delivers a foreign substance into a water supply when, in fact, all water sources contain some fluoride. The fluoride ion released in water is the same regardless of the source²⁵ and is metabolized (processed) by the body in the same way no matter what the source.²⁶ Community water fluoridation is a natural way to improve oral health.

7. Is water fluoridation effective in helping to prevent tooth decay?

Answer.

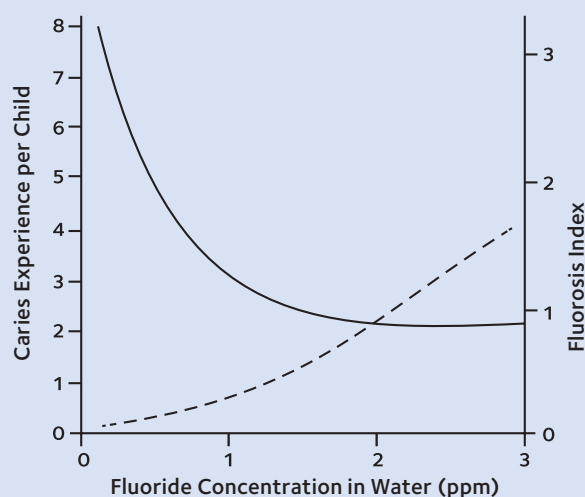
Yes. According to the best available scientific evidence, community water fluoridation is an effective public health measure for preventing, and in some cases, reversing tooth decay, in children, adolescents and adults. With hundreds of studies published in peer-reviewed, scientific journals, fluoridation is one of the most studied public health measures in history and it continues to be studied today.

Fact.

The effectiveness of fluoride in drinking water to prevent tooth decay has been documented in the scientific literature for over 70 years. Before the first community fluoridation program began in 1945, epidemiologic data from the 1930s and 1940s were collected and analyzed.²⁸⁻³⁰ What began as research to learn what caused “Colorado Brown Stain” (dental fluorosis) led to the discovery of strikingly low tooth decay rates associated with fluoride in drinking water at approximately 1 ppm (mg/L). Figure 2 shows the results of early research by Dr. H. Trendley Dean noting the relationship between children’s experience with tooth decay (solid line), dental fluorosis (dotted line) and the fluoride concentration in drinking water.^{28,29}

[+](#) Additional information on this topic can be found in the Introduction Section.

Figure 2. Dean’s Graph
Relationships of tooth decay experience (solid line), dental fluorosis index (dashed line) and the fluoride concentration of drinking water.^{28,29}



Since that time, hundreds of studies have been done, including a number of systematic reviews which continue to show fluoride's effectiveness in helping to prevent tooth decay. A systematic review is an analysis of studies that identifies and evaluates all of the evidence with which to answer a specific, narrowly focused question. It entails a systematic and unbiased review process that locates, assesses and combines high quality evidence from a collection of scientific studies to obtain a comprehensive, valid and reliable review on a specific topic. Systematic reviews provide the highest level of scientific evidence about a specific research question. Below is a discussion of major reviews of community water fluoridation, beginning with two systematic reviews published in 2017 and 2013, respectively, demonstrating that water fluoridation is effective in reducing tooth decay.

On November 9, 2017, the Australian Government's National Health and Medical Research Council (NHMRC) released the *NHMRC Public Statement 2017 — Water Fluoridation and Human Health in Australia*³¹ recommending community water fluoridation as a safe, effective and ethical way to help reduce tooth decay. Based on a comprehensive review of the evidence, published in 2016, and the translation of that evidence into the *NHMRC Information Paper — Water Fluoridation: Dental and Other Human Health Outcomes*,³² published in 2017, the Public Statement notes that the NHMRC found that water fluoridation reduces tooth decay by 26% to 44% in children and adolescents, and by 27% in adults. Additionally, it notes that recent Australian research found that access to fluoridated water from an early age is associated with less tooth decay in adults. The Statement notes that NHMRC supports Australian states and territories fluoridating their drinking water supplies within the range of 0.6 to 1.1 mg/L.³¹

Established by the U.S. Department of Health and Human Services in 1996, the Community Preventive Services Task Force develops and disseminates guidance on which community-based health promotion and disease prevention intervention approaches work, and which do not work, based on available scientific evidence. The Task Force issues findings based on systematic reviews of effectiveness and economic evidence. The Guide to Community Preventive Services ("The Community Guide") is a collection of evidence-based findings of the Community Preventive Services Task Force and is designed to assist decision makers in selecting

interventions to improve health and prevent disease.³³

The Community Guide reviews are designed to answer three questions:

1. What has worked for others and how well?
2. What might this intervention approach cost, and what am I likely to achieve through my investment?
3. What are the evidence gaps?³³

In a 2013 update of the evidence, the Community Preventive Services Task Force continued to recommend community water fluoridation to reduce tooth decay, noting that cavities decreased when fluoridation was implemented and that cavities increased when fluoridation was stopped, as compared to communities that continued fluoridation.³³

A summary of systematic reviews by the Oral Health Services Research Centre at the University Dental School in Cork, Ireland, published in 2009, reviewed results from three systematic reviews, all of which were published between 2000 and 2007. The summary of results concluded that the best available scientific evidence demonstrated that water fluoridation was an effective community-based method to prevent tooth decay, especially for the disadvantaged who bear the greatest burden of disease.³⁵

A meta-analysis (a type of systematic review that seeks to determine a statistical estimate of an overall benefit based on the results of the collection of studies included in the review), which was published in 2007 in the *Journal of Dental Research*, demonstrated the effectiveness of water fluoridation for preventing tooth decay in adults. Twenty studies representing over 13,500 participants were included in the analysis. Of the 20 studies, nine examined the effectiveness of water fluoridation. The review of these studies found that fluoridation prevents approximately 27% of tooth decay in adults.³⁶

Besides systematic reviews, significant additional studies conducted since the initiation of water fluoridation in 1945, also have demonstrated the effectiveness of water fluoridation in reducing the occurrence of tooth decay.

- In Grand Rapids, Michigan, the first city in the world to fluoridate its water supply, a 15-year landmark study showed that children who consumed fluoridated water from birth had 50–63% less tooth decay than children who had been examined during the original baseline survey completed in nonfluoridated Muskegon, Michigan.³⁷
- In 1985, the National Preventive Dentistry Demonstration Program³⁸ analyzed various types and combinations of school-based preventive dental services to determine the cost and effectiveness of these types of prevention programs. Ten sites from across the nation were selected. Five of the sites had fluoridated water and five did not. Over 20,000 second and fifth graders participated in the study over a period of four years. Students were examined and assigned by site to one or a combination of the following groups:
 - biweekly in class brushing and flossing plus a home supply of fluoride toothpaste and dental health lessons (ten per year);
 - in-class daily fluoride tablets (in nonfluoridated areas);
 - in-school weekly fluoride mouthrinsing;
 - in-school professionally applied topical fluoride;
 - in-school professionally applied dental sealants, and
 - a control.³⁸

After four years, approximately 50% of the original students were examined again. The study affirmed the value and effectiveness of community water fluoridation. At the sites where the community water was fluoridated, students had substantially fewer cavities, as compared to those sites without fluoridated water where the same preventive measures were implemented. In addition, while sealants were determined to be an effective prevention method, the cost of a sealant program was substantially more than the cost of fluoridating the community water, confirming fluoridation as the most cost-effective preventive option.³⁸

- In another review of studies conducted from 1976 through 1987 and published in 1989,³⁹ data for different age groups were separated into categories by the types of teeth present in the mouth. The results demonstrated a 30–60% reduction in tooth decay in primary teeth, a 20–40% reduction in the mixed dentition (having both

baby and adult teeth) and a 15%–35% reduction in the permanent dentition (adults and seniors) for those living in fluoridated communities.³⁹

- In the United States, an epidemiological survey of nearly 40,000 schoolchildren was completed in 1987.⁴⁰ Nearly 50% of the children aged 5 to 17 years who participated in the study were decay free in their permanent teeth, which was a major change from a similar survey conducted in 1980 in which approximately 37% were decay free. This dramatic decline in decay rates was attributed primarily to the widespread use of fluoride in community water supplies, toothpastes, dietary fluoride supplements and mouthrinses. Although decay rates had declined overall, data also revealed that the decay rate was 25% lower in children with continuous residence in fluoridated communities when the data were adjusted to control for exposure to dietary fluoride supplements and topical fluoride treatments.⁴⁰
- In 1993, the results of 113 studies in 23 countries (over half of the studies were from the U.S.) were compiled and analyzed.⁴¹ This review provided effectiveness data for 66 studies of primary teeth and 86 studies of permanent teeth. The analysis of the studies demonstrated a 40–49% decay reduction for primary (baby) teeth and a 50–59% decay reduction for permanent (adult) teeth for those living in fluoridated communities.⁴¹
- A comprehensive analysis of the first 50 years of community water fluoridation in the United States concluded that “Community water fluoridation is one of the most successful public health disease prevention programs ever initiated.”⁴² While noting that the difference in tooth decay between optimally fluoridated communities and fluoride-deficient communities was smaller than in the early days of fluoridation, largely due to additional sources of fluoride, the difference was still significant and the benefits for adults should be emphasized. The report ended by noting that water fluoridation is a near-ideal public health measure whose benefits can transcend racial, ethnic, socioeconomic and regional differences.⁴²

The systematic reviews and studies noted above provide science-based evidence that, for more than 70 years, fluoridation has been effective in helping to prevent tooth decay.

8. With other sources of fluoride now available, is water fluoridation still an effective method for preventing tooth decay?

Answer.

Yes. Even in an era with widespread availability of fluoride from other sources, studies show that community water fluoridation prevents at least 25% of tooth decay in children and adults throughout the life span.

Fact.

During the 1940s, studies demonstrated that children in communities with optimally fluoridated drinking water had reductions in tooth decay rates of approximately 40% to 60% as compared to those living in nonfluoridated communities.^{37,44} At that time, drinking water was the only source of fluoride other than fluoride that occurred naturally in foods.

Increase in the Number of Sources of Fluoride

Fluoride is available today from a number of sources including water, beverages, food, dental products (toothpaste, rinses, professionally applied fluoride foams, gels and varnish and dietary supplements.)¹⁷ As a result of the widespread availability of these various sources of fluoride, the difference between decay rates in fluoridated areas and nonfluoridated areas is somewhat less than several decades ago, yet it is still significant.¹⁷ Studies show that community water fluoridation prevents at least 25% of tooth decay in children and adults throughout the life span.^{36,45} The benefits of fluoridation are extended to everyone in a community where they live, work, attend school or play — and it does not require a change of behavior or access to dental care.

The benefits of fluoridation are extended to everyone in a community where they live, work, attend school or play — and it does not require a change of behavior or access to dental care.

The Diffusion or Halo Effect

The diffusion or “halo” effect occurs because foods and beverages processed in optimally fluoridated cities generally contain higher levels of fluoride than those processed in nonfluoridated communities. This exposure to fluoride in nonfluoridated areas through the diffusion effect lessens the differences in the amount of tooth decay between communities.^{39,42,43} The best available national data demonstrate that the failure to account for the diffusion effect results in an underestimation of the total benefit of water fluoridation especially in areas where large quantities of fluoridated beverage and food products are brought into nonfluoridated communities.⁴⁶

Exposure to Fluoridation over the Life Span

Another factor in the difference between decay rates in fluoridated areas and nonfluoridated areas is the high geographic mobility of our society. On a day-to-day basis, many individuals may reside in a nonfluoridated community but spend a significant part of their day in a fluoridated community at work, school or daycare. Additionally, over their lifetime, people tend to move and reside in a number of communities, some with optimally fluoridated water and some without. This mobility makes it increasingly difficult to study large numbers of people who have spent their entire lives in one (fluoridated or nonfluoridated) community.³⁹ It also means that many individuals receive the benefit of fluoridation for at least some part of their lives. For children who have resided in fluoridated communities their entire lives, studies demonstrated they had less tooth decay than children who never lived in fluoridated communities.⁴⁰

Despite fluoride from a number of other sources, the “halo effect” and the mobility of today’s society, studies show that community water fluoridation prevents at least 25% of tooth decay in children and adults throughout the life span.^{36,45}

9. What happens if water fluoridation is discontinued?

Answer.

Tooth decay can be expected to increase if water fluoridation in a community is discontinued even if topical products such as fluoride toothpaste and fluoride mouthrinses are widely used.

Fact.

In 2013, using an updated systematic review, the Community Preventive Services Task Force, established by the U.S. Department of Health and Human Services, continued to recommend community water fluoridation to reduce tooth decay, noting that cavities decreased when fluoridation was implemented and that cavities increased when fluoridation was stopped, as compared to communities that continued fluoridation.³⁴ This confirmed the Task Force's earlier systematic review published in 2002⁴⁵ which also noted an increase in tooth decay when fluoridation was halted (a median 17.9% increase in tooth decay during 6 to 10 years of follow-up).

Historical Studies Noting an Increase in Tooth Decay after Discontinuation of Fluoridation

Antigo, Wisconsin, began water fluoridation in June 1949 and ceased adding fluoride to its water in November 1960. After five and one-half years without optimal levels of fluoride, second grade children had a 200% increase in tooth decay experience, fourth graders a 70% increase and sixth graders a 91% increase in decay experience compared with the levels of those of the same ages in 1960. Residents of Antigo re-instituted water fluoridation in October 1965 on the basis of the severe deterioration of their children's oral health.⁴⁷

A study that reported the relationship between fluoridated water and tooth decay prevalence focused on the city of Galesburg, Illinois, a community whose public water supply contained naturally occurring fluoride at 2.2 mg/L. In 1959, Galesburg switched its community water source to the Mississippi River. This alternative water source provided the citizens of Galesburg a sub-optimal level of fluoride at approximately 0.1 mg/L. In the period of time between a baseline survey conducted in 1958 and a new survey conducted in 1961, data revealed a 10% decrease in the percentage of decay free 14-year-olds (oldest group observed), and a 38% increase in mean tooth decay experience. Two years later, in

1961, the water was fluoridated at the recommended level of 1.0 mg/L.⁴⁸

Because of a government decision in 1979, fluoridation in the northern Scotland town of Wick was discontinued after eight years. The water was returned to its sub-optimal, naturally occurring fluoride level of 0.02 mg/L. Data collected to monitor the oral health of Wick children clearly demonstrated a negative health effect from the discontinuation of water fluoridation. Five years after the cessation of water fluoridation, decay in primary (baby teeth) had increased 27%. This increase in decay occurred during a period when there had been a reported overall reduction in decay nationally and when fluoride toothpaste had been widely adopted. These data suggest that decay levels in children can be expected to rise where water fluoridation is interrupted or terminated, even when topical fluoride products are widely used.⁴⁹

In a similar evaluation, the prevalence of tooth decay in 5- and 10-year-old children in Stranraer, Scotland, increased after the discontinuation of water fluoridation. This increase in tooth decay was estimated to result in a 115% increase in the mean cost of restorative dental treatment for decay. These data support the important role water fluoridation plays in the reduction of tooth decay.⁵⁰

Historical Studies and Factors Noting No Increase In Tooth Decay after Discontinuation of Fluoridation

There have been several studies from outside the United States that have not reported an increase in tooth decay following the discontinuation of fluoridation. In all of these, the discontinuation of fluoridation coincided with the implementation of other measures to prevent tooth decay.

In La Salud, Cuba, a study on tooth decay in children indicated that the rate of tooth decay did not increase after fluoridation was stopped in 1990. However, at the time fluoridation was discontinued a new preventive fluoride program was initiated where all children received fluoride mouthrinses on a regular basis and children two to five years of age received fluoride varnish once or twice a year.⁵¹

In Finland, a longitudinal study in Kuopio (fluoridated from 1959 to 1992) and Jyväskylä (with low levels of natural fluoride) showed little difference in

decay rates between the two communities that are extremely similar in terms of ethnic background and social structure.⁵² This was attributed to a number of factors. The dental programs exposed the Finnish children to intense topical fluoride regimes and dental sealant programs. Virtually all children and adolescents used the government-sponsored, comprehensive, free dental care. As a result, the effect of water fluoridation appeared minimal. Because of this unique set of factors, it was concluded that these results could not be replicated in countries with less intensive preventive dental care programs.⁵²

No significant decrease in tooth decay was seen after fluoridation was discontinued in 1990 in Chemnitz and Plauen, located in what was formerly East Germany.⁵³ The intervening factors in these communities include improvements in attitudes toward oral health behaviors, and broader availability and increased use of other preventive measures including fluoridated salt, fluoride toothpaste and dental sealants.⁵³

A similar situation was reported from the Netherlands. A study was conducted of 15-year-old children in Tiel (fluoridated 1953 to 1973) and Culemborg (nonfluoridated) comparing tooth decay rates from a baseline in 1968 through 1988. The lower tooth decay rate in Tiel after the cessation of fluoridation was attributed in part to the initiation of a dental health education program, free dietary fluoride supplements and a greater use of professionally applied topical fluorides.⁵⁴

In the preceding examples, communities that discontinued fluoridation either found higher tooth decay rates in their children or a lack of an increase that could be attributed to the availability and use of free dental services for all children or the implementation of wide-spread decay prevention programs that require significant professional and administrative support and are less cost-effective than fluoridation.

10. Is tooth decay still a serious problem in the United States?


Answer.

Yes. Tooth decay is an infectious disease that continues to be a significant oral health problem.

Fact.

Good oral health is often taken for granted by many people in the U.S. Yet, while largely preventable, tooth decay, cavities or dental caries (a term used by health professionals) remains a common, debilitating, chronic condition for many children and adults.

Tooth decay begins with a weakening and/or breakdown (loss of minerals) of the enamel (the hard outer layer of teeth) caused by acids produced by bacteria that live in plaque. Dental plaque is a soft, sticky film that is constantly forming on teeth. Eating foods or drinking beverages that contain sugars or other refined carbohydrates allow the bacteria in the plaque to produce acids that attack the enamel. The plaque helps to keep these acids in contact with the tooth surface and demineralization (loss of mineral) occurs. After repeated acid attacks, the enamel can breakdown creating a cavity. Left unchecked, bacteria and acid can penetrate the dentin (the next, inner layer of teeth) and then finally the pulp, which contains nerves and blood vessels. Once the bacteria enter the pulp, the tooth becomes infected (abscessed) and, without treatment, the infection can progress and travel into the surrounding tissues. The infection can enter the bloodstream and potentially spread the infection to other parts of the body which, in rare cases, becomes life-threatening.

 *Additional information on this topic can be found in this Section, Question 2.*

Tooth decay can negatively affect an individual's quality of life and ability to succeed. Tooth decay can cause pain — pain that can affect how we eat, speak, smile, learn at school or succeed at work. Children with cavities often miss more school and receive lower grades than children who are cavity-free.⁵⁵ More than \$6 billion of productivity is lost each year in the U.S, because people miss work to get dental care.⁵⁶

While cavities are often thought of as a problem for children, adults in the U.S. are keeping their teeth longer (partially due exposure to fluoridation) and this increased retention of teeth means more adults are at risk for cavities — especially decay of exposed root surfaces.^{57,58} Tooth root surfaces are covered with cementum (a softer surface than the enamel) and so are susceptible to decay. As Baby Boomers age, root decay experience is expected to increase in future years possibly to the point where older adults experience similar or higher levels of new cavities than do school children.⁵⁷

+ Additional information on this topic can be found in this Section, Question 11.

Additionally, once an individual has a cavity repaired with a filling (restoration), that filling can break down over time especially around the edges. These rough edges (or margins) can harbor bacteria that start the cavity process over again or leak which allows the bacteria to enter the tooth below the existing filling. These fillings often need to be replaced — sometimes multiple times over decades — each time growing larger to the point where the best restoration for the tooth is a crown that covers the entire tooth surface. Preventing cavities and remineralizing teeth at the earliest stages of decay is very important not only in saving tooth structure but also in reducing the cost for dental care. Community water fluoridation is an effective public health measure that is a cost-saving and cost-effective approach to preventing tooth decay.

+ Additional information on this topic can be found in the Cost Section, Question 68.

Oral health disparities exist in the United States and have been documented through extensive studies and reviews.⁵⁹⁻⁶¹ Despite the fact that millions of people in the U.S. enjoy good dental health, disparities exist for many racial and ethnic groups, as well as by socioeconomic status, sex, age and geographic location.⁶² Water fluoridation helps to reduce the disparities in oral health at the community level as it benefits all residents served by community water supplies. In his 2001 Statement on Community Water Fluoridation,⁶³ former Surgeon General Dr. David Satcher noted:

...community water fluoridation continues to be the most cost-effective, practical and safe means for reducing and controlling the occurrence of

dental decay in a community...water fluoridation is a powerful strategy in efforts to eliminate health disparities among populations.⁶³

+ Additional information on this topic can be found in the Public Policy Section, Question 59.

Today, the major focus for achieving and maintaining oral health is on prevention. Established by the U.S. Department of Health and Human Services, Healthy People 2020⁶⁴ provides a science-based, comprehensive set of ambitious, yet achievable, ten-year national objectives for improving the health of the public. Included under oral health is an objective to expand the fluoridation of public water supplies. Objective 13 states that at least 79.6% of the U.S. population served by community water systems should be receiving the benefits of optimally fluoridated water by the year 2020.⁶⁵ Data from the CDC indicate that, in 2014, 74.4% of the U.S. population on public water systems, or a total of 211.4 million people, had access to fluoridated water.⁶⁶ Conversely, approximately 25% or more than 72.7 million people on public water systems do not receive the decay preventing benefits of fluoridation.

While cavities are often thought of as a problem for children, adults in the U.S. are keeping their teeth longer (partially due exposure to fluoridation) and this increased retention of teeth means more adults are at risk for cavities — especially decay of exposed root surfaces.

11. Do adults benefit from fluoridation?


Answer.

Yes. Fluoridation plays a protective role against tooth decay throughout life, benefiting both children and adults.

Fact.

While the early fluoridation trials were not designed to study the possible benefits fluoridation might have for adults, by the mid-1950s, it became evident from the results of the first fluoridation trial in Grand Rapids, Michigan, that the beneficial effects of fluoridation were not confined to children drinking the fluoridated water from birth. The fact that a reduction in tooth decay was observed for teeth which had already been calcified or were erupted when fluoridation was started indicated that a beneficial effect could be gained by older age groups.^{67, 68} Today it is understood that the maximum reduction in tooth decay occurs when fluoride has been incorporated into the tooth during formation and when it also is available at the tooth surface during demineralization and remineralization. Fluoridation works in both ways to prevent tooth decay.^{9,12,14,16,17}

Fluoride and minerals, including calcium and phosphate, are present in saliva^{7,9} and are stored in dental plaque (a soft, sticky film that is constantly forming on teeth). To halt the formation of tooth decay or rebuild tooth surfaces, fluoride must be constantly present in low concentrations in saliva and plaque.⁷ Frequent exposure to small amounts of fluoride, such as occurs when drinking fluoridated water, helps to maintain the reservoir of available fluoride in saliva and plaque to resist demineralization and enhance remineralization.^{7,10} In other words, drinking fluoridated water provides the right amount of fluoride at the right place at the right time. Fluoride in water and water-based beverages is consumed many times during the day, providing frequent contact with tooth structures and making fluoride available to fluoride reservoirs in the mouth. This helps explain why fluoride at the low levels found in fluoridated water helps to prevent tooth decay in teeth after they have erupted.⁷

 *Additional information on this topic can be found in this Section, Question 2.*

While teeth already present in the mouth when exposure to water fluoridation begins receive the benefit of decay protection, studies have indicated

that adults who have consumed fluoridated water continuously from birth receive the maximum protection against tooth decay.¹⁰⁻¹⁴

An Australian study published in 2008 investigating decay experience among Australian Defense Force personnel showed that a longer period of exposure to water fluoridation was associated with lower decay rates in adults between the ages of 17 and 44. Adults who lived at least 90% of their lifetime in communities with fluoridated water had 24% less decay than adults who lived in fluoridated areas for less than 10% of their lifetimes.⁶⁹

A meta-analysis published in 2007 examining the effectiveness of fluoridation for adults found that fluoridation prevents approximately 27% of tooth decay in adults. It included only studies that were published after 1979. The studies were limited to participants who were lifelong residents of communities with fluoridated water and a control group of lifelong residents of communities without fluoridated water.⁵⁷

A study published in 2002 examined the differences in tooth decay patterns between two cohorts of young adults: the first grew up before fluoridation was widely available and the second after fluoridation became more widespread. Comparing data from two different U.S. National Health and Nutrition Examination Surveys (NHANES), NHANES I (1971-1974) and NHANES III (1988-84), results indicated that total tooth decay declined among people aged 45 years and younger. No decline was observed in people aged 46 to 65, a cohort that grew up during the late 40s and early 50s before fluoridation was widely available. This was identified as the major reason this older cohort did not show a decline in tooth decay.⁷⁰

In 1989, a study conducted in the state of Washington found that adults (20-34 years of age) who had a continuous lifetime exposure to fluoridation water had 31% less tooth decay experience compared to similar aged adults with no exposure to fluoridated water. It also concluded that exposure to fluoridation only during childhood has lifetime benefits since adults exposed to fluoridated water only during childhood had decay experience similar to those adults exposed to fluoridated water only after age 14.⁷¹

An important issue for adults is the prevention of root decay.^{57,58} People in the United States are living longer and retaining more of their natural teeth than ever

before — in part due to water fluoridation. Adults with gum recession are at risk for root decay because the root surface, a much softer tooth surface than enamel, becomes exposed to decay-causing bacteria in the mouth as gums recede. Data from the ongoing NHANES survey indicate that root decay experience has declined in recent years among older adults with teeth (ages 65-years and older), decreasing from 46% (NHANES 1988-1994) to 36% (NHANES 1999-2004). However, the prevalence of root decay increases markedly as adults age and escalates more rapidly after age 65. Specifically, the 75-years and older group had 23% greater prevalence of root surface decay than did the 65- to 74-years-old age group.⁷² While most studies related to the prevention of root decay focus on professional fluoride treatments such as fluoride varnish, there is evidence that demonstrates fluoridation may have an impact on root decay.⁷³⁻⁷⁵ For example, in Ontario, Canada, lifelong residents of the nonfluoridated community of Woodstock had a 21% higher root surface decay experience than those living in the naturally fluoridated (1.6 ppm) matched community of Stratford.⁷⁴ Similarly, Iowa residents more than 40 years of age living long-term in fluoridated communities had significantly less root decay than lifelong residents of nonfluoridated communities (0.56 versus 1.11 surfaces).⁷⁵

Adults in the U.S. are keeping their natural teeth longer — partially due to exposure to water fluoridation. But as adults age with their teeth, it means more teeth will be at risk for tooth decay. It has been suggested in the literature that decay experience for adults could increase to the point where older adults experience similar or higher levels of new cavities than do school children.^{35,76,77} It continues to be important to document and acknowledge the effectiveness of fluoridation in preventing tooth decay in adults because virtually all primary preventive dental programs target children and adolescents — with one exception — community water fluoridation. Fluoridation is unique in that it remains the one dental public health measure that reaches all members of a community including young, middle-aged and older adults.⁵⁶

Fluoridation is unique in that it remains the one dental public health measure that reaches all members of a community including young, middle-aged and older adults.

12. Are dietary fluoride supplements effective in helping to prevent tooth decay?


Answer.

Yes. Dietary fluoride supplements can be effective in preventing tooth decay.

Fact.

Dietary fluoride supplements are available only by prescription in the United States and are intended for use by children who are at high risk for developing tooth decay and living in areas where the primary source of water is deficient in fluoride.⁸

Recommendations for health professionals seeking to prescribe dietary fluoride supplements are found in *The Evidence-Based Clinical Recommendations on the Prescription of Dietary Fluoride: A Report of the American Dental Association Council on Scientific Affairs published in 2010*.⁸ The report and a *Chairside Guide: Dietary Fluoride Supplements: Evidence-based Clinical Recommendations* can be accessed at <http://ebd.ADA.org/en/evidence/guidelines/fluoride-supplements>. The current dietary fluoride supplement schedule appears in this section as Table 1.

 Additional information on this topic can be found in this Section, Question 13.


As noted in Table 3 of the report, “Clinical recommendations for the use of dietary fluoride supplements:”

The expert panel convened by the American Dental Association Council on Scientific Affairs developed the following recommendations. They are intended as a resource for dentists and other health care providers. The recommendations must be balanced with the practitioner’s professional judgment and the individual patient’s needs and preferences.

Children are exposed to multiple sources of fluoride. The expert panel encourages health care providers to evaluate all potential fluoride sources and to conduct a caries risk assessment before prescribing fluoride supplements.

As noted in the recommendations, prior to prescribing dietary fluoride supplements, accurate assessment of the fluoride content of the patient’s primary drinking water source(s) should be conducted.⁸ The identification of the “primary” sources is sometimes

difficult due to the fact that some patients have multiple sources of drinking water during a typical day. For example, while a patient may have access to drinking water in the home, they often also spend a large part of their day accessing drinking water at day care or school, which could be a different water system. It might be necessary to contact the local, county or state health departments for information on the fluoride content of public water sources or to be referred to a certified laboratory that can provide a fluoride test for private wells.

 *Additional information on this topic can be found in this Section, Question 4.*

The ADA offers information on caries risk assessment⁷⁸ on the web at <http://www.ADA.org/en/member-center/oral-health-topics/caries-risk-assessment-and-management>. It should be noted that dietary fluoride supplements are recommended only for children at high risk for tooth decay.⁸ Caries risk assessments should be completed for patients on a regular basis to determine their risk for tooth decay which can change over time.

Dietary fluoride supplements can be effective in helping to prevent tooth decay. To receive the optimal benefit from fluoride supplements, the use of supplements should begin at six months of age and continue daily until the child is 16 years old.⁸ However, individual patterns of compliance can vary greatly.

For that reason, the report suggests that providers carefully monitor the adherence to the schedule to maximize the therapeutic benefit of supplements in caries prevention. If the health care provider has concerns regarding a lack of compliance to the schedule, it might be best to consider other sources of fluoride exposure for the patient, such as bottled water with fluoride.⁸

While dietary fluoride supplements can be effective in reducing tooth decay, there are a number of factors that can impede their use and resulting therapeutic value:

- Patients/parents/caregivers must have access to a professional health care provider who can provide the necessary assessments and provide prescriptions for the supplements — often repeatedly over time.
- The supplements must be obtained through a pharmacy/pharmaceutical service and refilled as necessary.
- The cost of supplements can be a financial hardship for some individuals.
- The compliance required (a child should take the supplement every day until 16 years of age) to obtain the optimal therapeutic affect often is difficult to achieve.

Table 1. Dietary Fluoride Supplement Schedule for Children at High Caries Risk⁸

Age	Fluoride ion level in drinking water (ppm)*		
	<0.3 ppm	0.3-0.6 ppm	>0.6 ppm
Birth - 6 months	None	None	None
6 months - 3 years	0.25 mg/day**	None	None
3-6 years	0.50 mg/day	0.25 mg/day	None
6-16 years	1.0 mg/day	0.50 mg/day	None

* 1.0 part per million (ppm) = 1 milligram/liter (mg/L) **2.2 mg sodium fluoride contains 1 mg fluoride ion.

Noting the potential obstacles listed above, where feasible, community water fluoridation offers proven decay prevention benefits without the need for access to a health care professional or a change in behavior on the part of the individual. Simply by drinking water at home, school, work or play everyone in the community benefits regardless of socioeconomic status, educational attainment or other social variables.⁷⁹ While dietary fluoride supplements can reduce a child's risk of tooth decay, fluoridation extends that benefit to adults in the community. Additionally, the cost of dietary fluoride supplements over an extended period of time can be an economic concern to a family. In looking at overall costs, consideration should be given to the cost per person and the number of people who can benefit from a dietary fluoride supplement or community fluoridation program.⁷⁷


13. The ADA Dietary Fluoride Supplements Schedule 2010 contains the word “none” in specific boxes. Does this mean the ADA does not recommend fluoride for children?

Answer.

No, that would be a misinterpretation of the purpose of the schedule. The schedule reflects the recommended dosage of fluoride supplements based on age and the fluoride level of the child's primary source of drinking water, in addition to what would be consumed from other sources.


Fact.

The dietary fluoride supplement schedule⁸ (Table 1.) is just that — a supplement schedule. Children residing in areas where the drinking water is not fluoridated will receive some fluoride from other sources such as foods and beverages. Dietary fluoride supplements are designed for children over six months of age who do not receive a sufficient amount of fluoride from those sources. The dosage amounts in the table reflect the additional amount of supplemental fluoride intake necessary to achieve an optimal anti-cavity effect. To reduce the risk of dental fluorosis, children under six months of age should not take dietary fluoride supplements.

 Additional information on this topic can be found in the Safety Section, Question 29.

The dietary fluoride supplement schedule should not be viewed as a recommendation of the absolute upper limits of the amount of fluoride that should be ingested each day. In 2011, the Food and Nutrition Board of the Institute of Medicine developed Dietary Reference Intakes, a comprehensive set of reference values for dietary nutrient values. The values present nutrient requirements to optimize health and, for the first time, set maximum-level guidelines to reduce the risk of adverse effects from excessive consumption of a nutrient. In the case of fluoride, levels were established to reduce tooth decay without causing moderate dental fluorosis.⁸⁰

For example, the dietary fluoride supplement schedule recommends that a two-year-old child at high risk for tooth decay living in a nonfluoridated area (where the primary water source contains less than 0.3 ppm fluoride) should receive 0.25 mg of supplemental fluoride per day. This does not mean that this child should ingest exactly 0.25 mg of fluoride per day total. Instead, a two-year-old child could receive important anti-cavity benefits by taking 0.25 mg of supplemental fluoride a day without causing any adverse effects on health. This child would most probably be receiving fluoride from other sources (foods and beverages) even in a nonfluoridated area and the recommendation of 0.25 mg of fluoride per day takes this into account. In the unlikely event the child did not receive any additional fluoride from food and beverages, the 0.25 mg per day could be inadequate fluoride supplementation to achieve an optimal anti-cavity effect.


 Additional information on this topic can be found in the Safety Section, Question 23.

The following statement is correct. “Fluoride supplement dosage levels have been lowered in the past as exposure to fluoride from other sources has increased.” Rather than being a problem, as those opposed to the use of fluoride might imply, this is evidence that ADA policy is based on the best available science. The ADA periodically reviews the dosage schedule and issues updated recommendations based on the best available science.

In 1994, a Dietary Fluoride Supplement Workshop, co-sponsored by the ADA, the American Academy of Pediatric Dentistry and the American Academy of Pediatrics, was held in Chicago. Based on a review of scientific evidence, a consensus was reached on a

new dosage schedule developed acknowledging that numerous sources of topical and systemic fluoride are available today that were not available many years ago.⁸¹

The supplement schedule was reviewed and reissued in December 2010. At that time, the American Dental Association Council on Scientific Affairs (CSA) published evidence-based clinical recommendations for the schedule of dietary fluoride supplements.⁸ The evidence-based review recommended that the age stratification established in the ADA's 1994 supplement schedule remain unchanged. The review also recommended that prior to prescribing fluoride supplements, the prescribing provider should assess the patient's risk for cavities and only those at high risk should receive supplements.⁸ If at high risk, then the fluoride level of the patient's primary drinking water source should be assessed.⁸ It should be noted that an accurate assessment of the patient's primary drinking water source can be difficult due to the various sources of fluoridated water. For example, the patient might not have access to fluoridated water in the home, but may drink fluoridated water while at day care or school. The current dietary fluoride supplement schedule appears as Table 1.⁸

 *Additional information on this topic can be found in this Section, Question 12.*

14. What are salt and milk fluoridation and where are they used?

Answer.

Salt and milk fluoridation are fluoridation methods used to provide community-based fluoridation in countries outside of the United States where various political, geographical, financial or technical reasons prevent the use of water fluoridation.

Fact.

The practice of salt fluoridation began in the 1950s, approximately 10 years after water fluoridation was initiated in the United States.⁸² Based on the success several decades earlier of the use of iodized salt for the prevention of goiter, fluoridated salt was first introduced in Switzerland in 1956.⁸³

According to a review published in 2013, salt fluoridation is available in a number of countries in Europe but its coverage varies greatly.⁸² Germany

and Switzerland have attained a coverage exceeding two-thirds of their populations (67% and 85% respectively). In other European countries including Austria, the Czech Republic, France, Slovakia and Spain, salt fluoridation is reportedly used on a very limited scale.⁸² Additional countries, such as Hungary, Romania, Slovenia, Croatia and Poland, have considered salt fluoridation but have failed to take action.⁸⁴

European regulations (current as of 2017) permit the addition of fluoride to salt and water.⁸² However, it appears that the majority of European countries favor the twice daily use of fluoride toothpaste as the most important measure for improving the public's dental health.⁸⁴ In Europe, toothpaste sold over the counter typically contains 1,500 ppm fluoride,⁸⁵ while toothpaste in the United States typically contains 1,000 to 1,100 ppm fluoride.⁸⁶

On a historical note, prior to the political changes that occurred in the late 1980s and early 1990s in Europe, water fluoridation was widely available in the German Democratic Republic and the Czechoslovak Republic and to a lesser extent in Poland. With the end of the Communist regimes, efforts related to public health dentistry were largely discontinued. While fluoridation continued in several small towns until 1993, in general, it was abandoned.⁸⁴

In North and South America, salt fluoridation is available in Belize, Bolivia, Colombia, Costa Rica, Dominican Republic, Ecuador, Mexico, Peru, Uruguay and Venezuela. Like in Europe, the extent of salt fluoridation varies between countries. Columbia, Costa Rica, Jamaica, Mexico and Uruguay provide fluoridated salt to nearly their entire populations while there is less coverage in other countries.⁸²

In 2013, it was estimated that approximately 60 million people in Europe and 160 million in the Americas had access to fluoridated salt.⁸²

The Pan American Health Organization (PAHO), a regional division of the World Health Association (WHO) with responsibilities for health matters in North, South and Central America and the Caribbean, has been active in developing strategies to implement decay prevention programs in the regions of the Americas using water and salt fluoridation.⁸⁷ In order to achieve the greatest reduction in tooth decay while minimizing the risk of dental fluorosis, it is advisable that a country implement only one of these two

public health measures — either community water fluoridation or salt fluoridation. The United States has implemented water fluoridation. The U.S. Food and Drug Administration has not approved fluoridated salt for use in the U.S.

Early studies evaluating the effectiveness of salt fluoridation conducted in Columbia, Hungary and Switzerland indicated that fluoride delivered via salt might produce a reduction in tooth decay similar to that seen with optimally fluoridated water.^{88,89} When all salt destined for human consumption (both domestic salt and bulk salt that is used by commercial bakeries, restaurants, institutions, and industrial food production) is fluoridated, the decay-reducing effect could be comparable to that of water fluoridation over an extended period of time.^{88,89} When only domestic salt is fluoridated, the decay-reducing effect is diminished.⁸⁸ Studies conducted in Costa Rica, Jamaica and Mexico in the 1980s and 1990s also showed significant reductions in tooth decay. However, it was noted that these studies did not include other variables that could have contributed to the reductions.⁸⁸

The fact that salt fluoridation does not require a centralized piped water system is of particular value in countries that do not have such water systems. Fluoridated salt is also a very cost-effective public health measure. For example, in Jamaica, where all salt destined for human consumption is fluoridated, the use of fluoridated salt was reported to reduce tooth decay by as much as 84% at a cost of 6 cents per person per year.⁸⁷ In some cases, the cost to produce fluoridated salt is so low that for consumers, the cost of fluoridated salt is the same as for nonfluoridated salt.⁹⁰

The implementation of salt fluoridation has unique challenges not incurred with water fluoridation. Sources of salt, the willingness of local manufacturers to produce fluoridated salt or the need to import fluoridated salt would need to be studied. Because fluoridated salt should only be consumed by the public in areas with a naturally low level of fluoride, it would be necessary to completely map the naturally occurring levels of fluoride and devise a plan to keep fluoridated salt out of the areas with moderate to high naturally occurring fluoride (to aid in reducing the risk of dental fluorosis). Additionally, a plan would need to be developed to monitor the fluoride level in urine of those consuming fluoridated salt starting with a baseline before implementation

and including follow-up testing on a regular basis. While salt fluoridation typically is not implemented through a public vote, it would be necessary to gain the cooperation of salt manufacturers and institutions of all kinds that would use salt in their food preparation.⁸⁹ Additionally, educational efforts would need to be directed at health professionals and health authorities to avoid referendum approaches and identify enabling regulations.⁸³

In a number of European countries, consumers have a choice of purchasing either fluoridated or nonfluoridated salt for use in the home. While it has been argued that, unlike water fluoridation, this option to purchase fluoridated or nonfluoridated salt allows for personal choice, studies indicate that fluoridated salt is not as effective a public health measure when only a small portion of the population opts to purchase and use the product.⁸⁸ For example, in France, fluoridated salt for home use became available to the consumer by decree in 1986, while nonfluoridated salt remained available for purchase. By 1991, with an aggressive public health campaign, the market share of fluoridated salt was 50% and it reached a high of 60% in 1993. Then the public health campaign ended. By 2003, the market share had decreased to 27%.^{82,91} It has been suggested that, in order to be a successful public health measure that effectively reaches those who are disadvantaged, approximately 70% of the population needs to use fluoridated salt. Conversely, usage rates less than 50% should be considered as having minimal effect on public health.⁸² While the situation described in Europe allows for personal choice, salt programs in the Americas where all salt destined for human consumption is fluoridated would seem at odds with the issue of personal choice, yet the program is apparently working well with fluoridated salt well accepted by the public.⁹²

A number of studies have shown an increase in the occurrence of dental fluorosis in areas where salt fluoridation programs have been implemented. For example, a 2006 cohort study examined the prevalence and severity of dental fluorosis in children before and after the implementation of salt fluoridation in Campeche, Mexico, in 1991.⁹³ The study showed, that while 85% of the dental fluorosis identified was categorized as very mild, children born in 1990-1992 were more likely to have dental fluorosis than those born in the period 1986-1989⁹³ A study published in 2009 of children in Jamaica

showed similar results.⁹⁴ Jamaica began a fluoridated salt program in 1987. In 1999, an area around St. Elizabeth was found to have a high prevalence of dental fluorosis. Examiners returned in 2006 to re-evaluate students in the area. While their results indicated a slightly reduced tooth decay experience for 6-year-olds in 2006 compared to 6-year-olds in 1999, they also found that 6-year-olds also had a higher prevalence of dental fluorosis in 2006 than the 6-year-olds examined in 1999. In addition to the implementation of salt fluoridation, other factors including the use of increased use of fluoridated toothpaste and mouthrinses could have played a role.⁹⁴ However, both of these studies point out the need to carefully monitor fluorides from multiple sources especially when implementing fluoridated salt programs.

Fluoridated milk has been suggested as another alternative to community water fluoridation in countries outside the United States. Studies on the effectiveness of milk fluoridation have been carried out in numerous countries, including but not limited to, Brazil, Bulgaria, China, Israel, Japan, Russia and the United Kingdom.⁹⁵ Many of these studies have found milk fluoridation programs to be an efficient and cost-effective method to prevent cavities.⁹⁵ For example, a 2001 study of Chilean preschoolers using fluoridated powdered milk and milk derivatives resulted in a 41% reduction in the number of primary decayed missing and filled tooth surfaces as compared to the control group that did not receive fluoridated milk.⁹⁶ Additionally, in the same study, the proportion of decay free children increased from 22% to 48% in the study group after four years of implementing the program.⁹⁶

In 2004, the dental health of school children from the northwest of England, who were enrolled in the school milk fluoridation program, was compared to children with similar characteristics who were not consuming fluoridated milk.⁹⁷ The average age of the children in the study was 11 years old. In order to participate in the study, participants chosen for the test group were required to have been receiving fluoridated milk for a minimum of 6 years. First permanent molars were examined for tooth decay experience. Results from the study indicated that children consuming fluoridated milk had less tooth decay experience (1.01 DMFT) than the children who did not receive fluoridated milk (1.46 DMFT).⁹⁷

A study of community milk programs in Bulgaria examined children at age 3 and again at age 8.⁹⁸ The study indicated that tooth decay experience was substantially lower in the cohort of children who had received fluoridated milk in school for five years compared with the cohorts of children who had received milk in school without fluoride added. At the end of the five-year trial in 2009, tooth decay experience was lower in children who received fluoridated milk (5.61 dmfs and 0.48 DMFS) than in the control community children who received milk with no fluoride (9.41 dmfs and 1.24 DMFS).⁹⁸

In these two examples “dmfs” is the mean number of decayed, missing or filled tooth surfaces on primary (or baby) teeth while “DMFS” is the mean number of decayed missing or filled tooth surfaces on permanent teeth.

Studies completed on milk fluoridation to date largely target children. There has been only a very small number that have looked at the role fluoridated milk might play for adults. These studies have largely examined fluoridated milk and its possible effect on root decay. For example, a study published in 2011 and conducted in Sweden indicated that fluoridated milk could be of value in remineralizing early tooth decay in root surfaces.⁹⁹

It was estimated that as of 2013, more than one million children worldwide were receiving fluoridated milk.⁹⁴ The majority of studies conducted have indicated that fluoridated milk is effective in preventing tooth decay under certain conditions. It is most effective if the consumption of fluoridated milk starts before 4 years of age and continues until the permanent teeth are present in the mouth. Most successful programs are conducted through schools where the natural fluoride levels in water are low and children are able to consume fluoridated milk for a minimum of 200 days a year.⁹⁵ While these conditions prevent fluoridated milk from being recommended as a public health measure for an entire community, fluoridated milk might be the most appropriate and effective means of fluoride exposure for children in some circumstances.

15. Can the consistent use of bottled water result in individuals missing the benefits of optimally fluoridated water?

Answer.

Yes. The majority of bottled waters on the market do not contain optimal levels (0.7 mg/L) of fluoride.

Fact.

There is not a large body of research regarding the risk for tooth decay associated with the consumption of bottled water. However, a lack of exposure to fluoride could increase an individual's risk for tooth decay. The vast majority of bottled waters do not contain significant amounts of fluoride.¹⁰⁰ Individuals who drink bottled water as their primary source of water could be missing the decay preventive effects of optimally fluoridated water available from their community water supplies. These consumers should seek advice from their dentists about their risk for tooth decay and specific fluoride needs.


While drinking water from the tap is regulated by the U.S. Environmental Protection Agency (EPA), bottled water is regulated by the U.S. Food and Drug Administration (FDA).¹⁰¹ The FDA has established maximum allowable levels for physical, chemical, microbiological, and radiological contaminants in bottled water.¹⁰²

Individuals who drink bottled water as their primary source of water could be missing the decay preventive effects of optimally fluoridated water available from their community water supplies.

Noting that fluoride can occur naturally in source waters used for bottled water or can be added by a bottled water manufacturer, the FDA has approved standards for the fluoride content of bottled water.¹⁰² However, the FDA regulations require the fluoride content of bottled water to be listed on the label only if fluoride is added during processing.¹⁰³ If the fluoride level is not shown on the label of the bottled water, the company can be contacted, or the water can be tested to obtain this information. Most consumers are unaware that the vast majority of bottled waters, especially those treated by distillation or reverse

osmosis, are largely fluoride-free. Unknowingly, individuals who drink bottled water as their primary source of water could be missing the decay preventive effects of optimally fluoridated water available from their community water supplies. The American Dental Association supports the labeling of bottled water with the fluoride content to aid consumers in making informed decisions about choices of drinking water.¹⁰⁴

Recognizing the benefit of fluoride in drinking water, in 2006 the FDA issued the "FDA Health Claim Notification for Fluoridated Water and Reduced Risk of Dental Caries"¹⁰⁵ which states that bottled water meeting the specific standards of identity and quality set forth by FDA, and containing greater than 0.6 mg/L up to 1.0 mg/L total fluoride, can be labeled with the following health claim: "Drinking fluoridated water may reduce the risk of [dental caries or tooth decay]." This health claim is not intended for use on bottled water products specifically marketed for use by infants.¹⁰⁵

 *Additional information on this topic can be found in the Safety Section, Question 28.*

According to a 2017 press release from the Beverage Marketing Corporation,¹⁰⁶ bottled water surpassed carbonated soft drinks in 2016 to become the largest beverage category by volume in the United States. Per capita consumption of bottled water was approximately 39.3 gallons in 2016, while the average consumption of carbonated soft drinks was approximately 38.5 gallons per person per year. The majority (67.3%) of U.S. bottled water is sold in single-serving PET (polyethylene terephthalate or plastic resin¹⁰⁷) bottles. Bottled water is also sold via bulk deliveries to homes and offices (approximately 11%) and by retail sales in different sizes of gallon containers (approximately 9%).¹⁰⁶

Individuals choose to drink bottled water for various reasons. Some find it a calorie-free substitute for carbonated soft drinks or other sugary beverages. Others dislike the taste of their tap water or have concerns about the possible contaminants in their local water supply.

In a small study published in 2012, a convenience sample of caretakers and adolescents at an urban clinic found that 17% drank tap water exclusively, 38% drank bottled water exclusively and 42% drank both. Bottled water was ranked significantly higher

in taste, clarity, purity and safety than tap water. Only 24% of caretakers of children and adolescents knew whether or not fluoride was in their drinking water. The authors concluded that perception of the qualities of water were responsible for choices of drinking water.¹⁰⁸ Similar findings have been echoed in earlier studies.¹⁰⁹⁻¹¹¹ Additionally, cultural influences can affect drinking water preferences. In some Latino communities, parents were less likely to give tap water to their children because they believed tap water would make them sick based in part on the fact that many have come to the U.S. from places with poor water quality where water-borne illness was common.¹¹¹ Besides missing the decay preventive effects of fluoridated tap water, it has been determined that families spend hundreds of dollars more each year on purchasing water than if they were to consume tap water.^{109,111}

16. Can home water treatment systems such as water filters, reverse osmosis and water softeners remove fluoride from drinking water?

Answer.

Some types of home water treatment systems can reduce the fluoride levels in water supplies. Individuals who drink water processed by home water treatment systems as their primary source of water could be losing the decay preventive effects of optimally fluoridated water available from their community water supply.


Fact.

There are many kinds of home water treatment systems including reverse osmosis systems, distillation units, water softeners and water filters such as carafe filters, faucet filters, under the sink filters and whole house filters. There has not been a large body of research regarding the extent to which these treatment systems affect the fluoride content of optimally fluoridated water.

However, it has been consistently documented that reverse osmosis systems and distillation units remove significant amounts of fluoride from the water supply.^{112,113} Studies regarding water softeners show clearly that the water softening process does not significantly change fluoride levels.^{114,115}

With water filters, the fluoride concentration remaining in the water depends on the type and quality of the filter being used, the status of the filter and the filter's age. Most carbon filters do not remove fluoride. However, some filters containing activated alumina can remove significant amounts of the fluoride. Additionally, some filters containing bone char also can remove significant amounts of fluoride.^{113,116} Accordingly, each type of filter should be assessed individually.

Individuals who drink water processed by home water treatment systems as their primary source of water could be losing the decay preventive effects of optimally fluoridated water available from their community water supply. Therefore, it might be necessary to contact the installer, distributor or manufacturer of the water treatment system or water filter in question to determine whether the item removes fluoride. Information regarding the existing level of fluoride in a community's public water system can be obtained by asking a local dentist or contacting the local or state health department or the local water supplier. If the consumer is using a private well, it is suggested that it be tested yearly for fluoride levels.

 Additional information on this topic can be found in this Section, Question 4.

Benefit References

1. Abundance of elements in Earth's crust. Wikipedia, the free encyclopedia. Available at: https://en.wikipedia.org/wiki/Abundance_of_elements_in_Earth%27s_crust. Accessed on October 21, 2017.
2. Edmunds WM, Smedley PL. Fluoride in natural waters. In Selinus O. (ed): *Essentials of Medical Geology*, Revised Edition. Netherlands, Springer. 2013:311–336.
3. National Research Council of the National Academies. Division on Earth and Life Studies. Board on Environmental Studies and Toxicology. Committee on Fluoride in Drinking Water. Fluoride in drinking water: a scientific review of EPA's standards. Report in brief. 2006. Available at: <http://dels.nas.edu/Materials/Report-In-Brief/4775-Fluoride>. Accessed October 21, 2017.
4. Comprehensive Chemical Analysis Reports for 2016. City of Chicago. Department of Water Management. Bureau of Water Supply. Water Quality Division–Water Purification Laboratories. Available at: https://www.cityofchicago.org/city/en/depts/water/supp_info/water_quality_resultsandreports/comprehensive_chemicalanalysis.html. Accessed October 21, 2017.
5. O'Mullane DM, Baez RJ, Jones S, Lennon MA, Petersen PE, Rugg-Gunn AJ, Whelton H, Whitford GM. Fluoride and oral health. *Community Dent Health* 2016;33(2):69–99. Abstract at: <https://www.ncbi.nlm.nih.gov/pubmed/27352462>. Accessed October 23, 2017.
6. Buzalaf MAR, Pessan JP, Honorio HM, ten Cate JM. Mechanisms of actions of fluoride for caries control. In Buzalaf MAR (ed): *Fluoride and the Oral Environment*. Monogr Oral Sci. Basel, Karger. 2011;22:97–114. Abstract at: <https://www.ncbi.nlm.nih.gov/pubmed/21701194>. Accessed October 26, 2017.
7. Lambrou D, Larsen MJ, Fejerskov O, Tachos B. The effect of fluoride in saliva on remineralization of dental enamel in humans. *Caries Res* 1981;15(5):341–5.
8. Rozier RG, Adair S, Graham F, Iafolla T, Kingman A, Kohn W, Krol D, Levy S, Pollick H, Whitford G, Strock S, Frantsve–Hawley J, Aravamudan K, Meyer DM. Evidence-based clinical recommendations on the prescription of dietary fluoride supplements for caries prevention: a report of the American Dental Association Council on Scientific Affairs. *J Am Dent Assoc* 2010;141(12):1480–9. Abstract at: <https://www.ncbi.nlm.nih.gov/pubmed/21158195>. Article at: <http://ebd.ADA.org/en/evidence/guidelines/fluoride-supplements>. Accessed October 26, 2017.
9. Zero DT, Fontana M, Martinez–Mier A, Ferreira–Zandona A, Masatoshi A, Gonzalez–Cabezas C, Bayne S. The biology, prevention diagnosis and treatment of dental caries: scientific advances in the United States. *J Am Dent Assoc* 2009;140 Suppl 1:255–345. Abstract at: <https://www.ncbi.nlm.nih.gov/pubmed/19723928>. Accessed October 26, 2017.
10. Cho HJ, Jin BH, Park DY, Jung SH, Lee HS, Paik DI, Bae KH. Systemic effect of water fluoridation on dental caries prevalence. *Community Dent Oral Epidemiol* 2014;42(4):341–8. Abstract at: <https://www.ncbi.nlm.nih.gov/pubmed/24428350>. Accessed October 28, 2017.
11. Newbrun E. Systemic benefits of fluoride and fluoridation. *J Public Health Dent* 2004;64;(Spec Iss 1):35–9. Article at: <http://onlinelibrary.wiley.com/doi/10.1111/j.1752-7325.2004.tb02775.x/abstract>. Accessed September 20, 2017.
12. Singh KA, Spencer AJ, Armfield BA. Relative effects of pre- and post-eruption water fluoride on caries experience of permanent first molars. *J Public Health Dent* 2003;63(1):11–19. Abstract at: <https://www.ncbi.nlm.nih.gov/pubmed/12597581>. Accessed October 28, 2017.
13. Hargreaves JA. The level and timing of systemic exposure to fluoride with respect to caries resistance. *J Dent Res* 1992;71(5):1244–8. Abstract at: <https://www.ncbi.nlm.nih.gov/pubmed/1607441>. Accessed October 28, 2017.
14. Groeneveld A, Van Eck AA, Backer Dinks O. Fluoride in caries prevention: is the effect pre- or post-eruptive. *J Dent Res* 1990;69 Spec No:751–5; discussion 820–3. Abstract at: <https://www.ncbi.nlm.nih.gov/pubmed/2179337>. Accessed October 28, 2017.
15. Singh KA, Spencer AJ. Relative effects of pre- and post-eruption water fluoride on caries experience by surface type of permanent first molars. *Community Dent Oral Epidemiol*. 2004;32(6):435–46. Abstract at: <https://www.ncbi.nlm.nih.gov/pubmed/15541159>. Accessed October 28, 2017.
16. Singh KA, Spencer AJ, Brennan DS. Effects of water fluoride exposure at crown completion and maturation on caries of permanent first molars. *Caries Res* 2007;41(1):34–42. Abstract at: <https://www.ncbi.nlm.nih.gov/pubmed/17167257>. Accessed October 28, 2017.
17. U.S. Department of Health and Human Services. Federal Panel on Community Water Fluoridation. U.S. Public Health Service recommendation for fluoride concentration in drinking water for the prevention of dental caries. *Public Health Rep* 2015;130(4):318–331. Article at: <https://www.ncbi.nlm.nih.gov/pmc/articles/PMC4547570>. Accessed October 24, 2017.
18. U.S. Environment Protection Agency. Consumer Confidence Reports (CCR). CCR information for consumers. Available at: <https://www.epa.gov/ccr/ccr-information-consumers>. Accessed on September 18, 2017.
19. U.S. Environment Protection Agency. Consumer Confidence Reports (CCR). Find your local CCR. Available at: <https://ofmpub.epa.gov/apex/safewater/f?p=136:102>. Accessed on September 18, 2017.
20. Centers for Disease Control and Prevention. My water's fluoride. Available at: https://nccd.cdc.gov/DOH_MWF/Default/Default.aspx. Accessed September 18, 2017.
21. U.S. Environmental Protection Agency. Private drinking water wells. Available at: <https://www.epa.gov/privatewells>. Accessed September 18, 2017.
22. American Water Works Association. Water fluoridation principles and practices. AWWA Manual M4. Sixth edition. Denver. 2016.
23. Maier FJ. *Manual of water fluoridation practice*. New York: McGraw–Hill Book Company, Inc.;1963.
24. Duchon K National Fluoridation Engineer. Centers for Disease Control and Prevention. Personal communication. CDC WFRS database query. August 24, 2017.
25. U.S. Department of Health and Human Services, Centers for Disease Control, Dental Disease Prevention Activity, Center for Prevention Activity. *Water fluoridation: a manual for engineers and technicians*. Atlanta. 1986. Available at: <https://stacks.cdc.gov/view/cdc/13103>. Accessed October 2, 2017.
26. Whitford GM, Sampaio FC, Pinto CS, Maria AG, Cardoso VE, Buzalaf MA. Pharmacokinetics of ingested fluoride: lack of effect of chemical compound. *Arch Oral Biol* 2008;53(11):1037–41. Abstract at: <https://www.ncbi.nlm.nih.gov/pubmed/18514162>. Accessed on October 2, 2017.
27. Brown HK, Poplove M. The Brantford–Samia–Stratford fluoridation caries study: final survey, 1963. *Med Serv J Can* 1965;21(7):450–6.
28. Dean HT, Arnold FA, Elvove E. Domestic water and dental caries. *Public Health Reports* 1942;57(32):1155–79.
29. Dean HT. The investigation of physiological effects by the epidemiological method. In: Moulton FR, ed. *Fluorine and dental health*. American Association for the Advancement of Science, Publication No. 19. Washington, DC;1942:23–31.
30. Dean HT. Endemic fluorosis and its relation to dental caries. V. Additional studies of the relation of fluoride domestic waters to dental caries experience in 4,425 white children, aged 12 to 14 years, of 13 cities in 4 states. *Public Health Rep* 1942;57(32):1155–79. Article at: <https://www.jstor.org/stable/4584182>. Accessed October 28, 2017.
31. Australian Government. National Health and Medical Research Council. NHMRC Public Statement 2017: Water fluoridation and human health in Australia. Available at: <https://www.nhmrc.gov.au/guidelines-publications/e44-0>. Accessed November 12, 2017.
32. Australian Government. National Health and Medical Research Council (NHMRC). Information paper — water fluoridation: dental and other human health outcomes. Canberra. 2017. Available at: <https://www.nhmrc.gov.au/guidelines-publications/eh43-0>. Accessed October 23, 2017.
33. The Community Guide. About the community guide. Available at: <https://www.thecommunityguide.org/about/about-community-guide>. Accessed October 26, 2017.
34. The Community Guide. Dental Caries (Cavities): Community Water Fluoridation. What the CPSTF found. Available at: <https://www.thecommunityguide.org/findings/dental-caries-cavities-community-water-fluoridation>. Accessed October 26, 2017.

Benefit References

35. Parnell C, Whelton H, O'Mullane D. Water fluoridation. *Eur Arch Paediatr Dent* 2009;10(3):141-8. Abstract at: <https://www.ncbi.nlm.nih.gov/pubmed/19772843>. Accessed October 23, 2017.
36. Griffin SO, Regnier E, Griffin PM, Huntley V. Effectiveness of fluoride in preventing caries in adults. *J Dent Res* 2007;86(5):410-415. Abstract at: <https://www.ncbi.nlm.nih.gov/pubmed/17452559>. Accessed October 26, 2017.
37. Arnold FA Jr, Likins RC, Russell AL, Scott DB. Fifteenth year of the Grand Rapids fluoridation study. *J Am Dent Assoc* 1962;65(6):780-5.
38. Klein SP, Bohannon HM, Bell RM, Disney JA, Foch CB, Graves RC. The cost and effectiveness of school-based preventive dental care. *Am J Public Health* 1985;75(4):382-91. Abstract at: <https://www.ncbi.nlm.nih.gov/pubmed/3976964>. Article at: <https://www.ncbi.nlm.nih.gov/pmc/articles/PMC1646230>. Accessed October 25 2017.
39. Newbrun E. Effectiveness of water fluoridation. *J Public Health Dent* 1989;49(5):279-89. Abstract at: <https://www.ncbi.nlm.nih.gov/pubmed/2681730>. Accessed October 25, 2017.
40. Brunelle JA, Carlos JP. Recent trends in dental caries in U.S. children and the effect of water fluoridation. *J Dent Res* 1990;69(Spec No):723-7. Abstract at: <https://www.ncbi.nlm.nih.gov/pubmed/2312893>. Accessed October 26, 2017.
41. Murray JJ. Efficacy of preventive agents for dental caries. Systemic fluorides: water fluoridation. *Caries Res* 1993;27(Suppl 1):2-8. Abstract at: <https://www.ncbi.nlm.nih.gov/pubmed/8500120>. Accessed October 25, 2017.
42. Ripa LW. A half-century of community water fluoridation in the United States: review and commentary. *J Public Health Dent* 1993;53(1):17-44. Abstract at: <https://www.ncbi.nlm.nih.gov/pubmed/8474047>. Accessed on October 4, 2017.
43. Kumar JV. Is water fluoridation still necessary? *Adv Dent Res* 2008;20(1):8-12.
44. Blayney JR, Hill IN. Fluorine and dental caries: findings by age group. *J Am Dent Assoc* 1967(Spec Iss);74(2):246-52.
45. Truman BI, Gooch BF, Sulemana I, Gift HC, Horowitz AM, Evans, Jr CA, Griffin SO, Carande-Kulis VG. Task Force on Community Preventive Services. Reviews of evidence on interventions to prevent dental caries, oral and pharyngeal cancers, and sports-related craniofacial injuries. *Am J Prev Med* 2002;23(1S):21-54. Abstract at: <https://www.ncbi.nlm.nih.gov/pubmed/12091093>. Accessed October 2, 2107.
46. Griffin SO, Gooch BF, Lockwood SA, Tomar SL. Quantifying the diffused benefit from water fluoridation in the United States. *Community Dent Oral Epidemiol* 2001;29(2):120-9. Abstract at: <https://www.ncbi.nlm.nih.gov/pubmed/11300171>. Accessed October 4, 2017.
47. Lemke CW, Doherty JM, Arra MC. Controlled fluoridation: the dental effects of discontinuation in Antigo, Wisconsin. *J Am Dent Assoc* 1970;80(4):782-6.
48. Way RM. The effect on dental caries of a change from a naturally fluoridated to a fluoride-free communal water. *J Dent Child* 1964;31:151-7.
49. Stephen KW, McCall DR, Tullis JI. Caries prevalence in northern Scotland before, and 5 years after, water defluoridation. *Br Dent J* 1987;163(10):324-6.
50. Attwood D, Blinkhorn AS. Dental health in schoolchildren 5 years after water fluoridation ceased in south-west Scotland. *Int Dent J* 1991;41(1):43-8. Abstract at: <https://www.ncbi.nlm.nih.gov/pubmed/2004838>. Accessed October 4, 2017.
51. Kunzel W, Fischer T. Caries prevalence after cessation of water fluoridation in La Salud, Cuba. *Caries Res* 2000;34(1):20-5. Abstract at: <https://www.ncbi.nlm.nih.gov/pubmed/10601780>. Accessed October 4, 2017.
52. Seppa L, Hausen H, Karkkainen S, Larmas M. Caries occurrence in a fluoridated and a nonfluoridated town in Finland: a retrospective study using longitudinal data from public dental records. *Caries Res* 2002;36(5):308-14. Abstract at: <https://www.ncbi.nlm.nih.gov/pubmed/12399690>. Accessed October 4, 2017.
53. Kunzel W, Fischer T, Lorenz R, Bruhmann S. Decline of caries prevalence after the cessation of water fluoridation in the former East Germany. *Comm Dent Oral Epidemiol* 2000;28(5):382-9. Abstract at: <https://www.ncbi.nlm.nih.gov/pubmed/11014515>. Accessed October 4, 2017.
54. Kalsbeek H, Kwant GW, Groeneveld A, Dirks OB, van Eck AA, Theuns HM. Caries experience of 15-year-old children in The Netherlands after discontinuation of water fluoridation. *Caries Res* 1993;27(3):201-5. Abstract at: <https://www.ncbi.nlm.nih.gov/pubmed/8519058>. Accessed October 4, 2017.
55. Jackson SL, Vann WF Jr, Kotcy JB, Pahel BT, Lee JY. Impact on poor oral health on children's school attendance and performance. *Am J Public Health* 2011;101(10):1900-6. Abstract at: <https://www.ncbi.nlm.nih.gov/pubmed/21330579>. Article at: <https://www.ncbi.nlm.nih.gov/pmc/articles/PMC3222359>. Accessed October 4, 2017.
56. Centers for Disease Control and Prevention, Oral Health Home. Oral health basics. Available at: <https://www.cdc.gov/oralhealth/basics/index.html>. Accessed October 4, 2017.
57. Griffin SO, Griffin PM, Swann JL, Zlobin N. Estimating rates of new root caries in older adults. *J Dent Res* 2004;83(8):634-8. Abstract at: <https://www.ncbi.nlm.nih.gov/pubmed/15271973>. Accessed October 26, 2017.
58. McNally ME, Matthews DC, Clovis JB, Brillant M, Filiaggi MJ. The oral health of ageing baby boomers: a comparison of adults aged 45-64 and those 65 years and older. *Gerodontology* 2014;31(2):123-35. Abstract at: <https://www.ncbi.nlm.nih.gov/pubmed/23216625>. Accessed October 26, 2017.
59. Watt RG. From victim blaming to upstream action: tackling the social determinants of oral health inequalities. *Community Dent Oral Epidemiology* 2007;35(1):1-11. Abstract at: <https://www.ncbi.nlm.nih.gov/pubmed/17244132>. Accessed October 26, 2017.
60. Locker D. Deprivation and oral health: a review. *Community Dent Oral Epidemiol* 2000;28(3):161-9. Abstract at: <https://www.ncbi.nlm.nih.gov/pubmed/10830642>. Accessed October 26, 2017.
61. Burt BA. Fluoridation and social equity. *J Public Health Dent* 2002; 62(4):195-200. Abstract at: <https://www.ncbi.nlm.nih.gov/pubmed/12474623>. Accessed October 24, 2017.
62. Centers for Disease Control and Prevention, Oral Health Home, Oral Health Basics. Disparities in oral health. Available at: https://www.cdc.gov/oralhealth/oral_health_disparities/index.htm. Accessed October 4, 2017.
63. U.S. Department of Health and Human Services, Public Health Service. Surgeon General David Satcher. Statement on community water fluoridation. Office of the Surgeon General. Rockville, MD; 2001. Available at: <https://www.cdc.gov/fluoridation/guidelines/surgeons-general-statements.html>. Accessed October 28, 2017.
64. U.S. Department of Health and Human Services. Office of Disease Prevention and Health Promotion. *HealthyPeople.gov*. Healthy People 2020. About healthy people. Available at: <https://www.healthypeople.gov/2020/About-Healthy-People>. Accessed October 26, 2017.
65. U.S. Department of Health and Human Services. Office of Disease Prevention and Health Promotion. *HealthyPeople.gov*. Healthy People 2020. Topics and Objectives. Oral health objectives. Available at: <https://www.healthypeople.gov/2020/topics-objectives/topic/oral-health/objectives>. Accessed October 26, 2017.
66. Centers for Disease Control and Prevention. Community Water Fluoridation. Fluoridation statistics. 2014. Available at: <https://www.cdc.gov/fluoridation/statistics/2014stats.htm>. Accessed October 26, 2017.
67. Hayes RL, Littleton NW, White CL. Posteruptive effects of fluoridation on first permanent molars of children in Grand Rapids, Michigan. *Am J Public Health Nations Health* 1957;47(2):192-9. Article at: <https://www.ncbi.nlm.nih.gov/pmc/articles/PMC1551168>. Accessed October 4, 2017.
68. Arnold FA Jr, Dean HT, Philip J, Knutson JW. Effect of fluoridated public water supplies on dental caries experience. 1956. (Tenth year of the Grand Rapids-Muskegon study) *Bull World Health Organ* 2006;84(9):761-4. Article at: <https://www.ncbi.nlm.nih.gov/pmc/articles/PMC2627464>. Accessed October 3, 2017.

Benefit References

69. Mahoney G, Slade GD, Kitchener S, Barnett A. Lifetime fluoridation exposure and dental caries experience in a military population. *Community Dent Oral Epidemiol* 2008;36(6):485-92. Abstract at: <https://www.ncbi.nlm.nih.gov/pubmed/18422709>. Accessed on October 3, 2017.
70. Brown LJ, Wall TP, Lazar V. Trends in caries among adults 18 to 45 years old. *J Am Dent Assoc* 2002;133(7):827-34. Abstract at: <https://www.ncbi.nlm.nih.gov/pubmed/12148675>. Accessed on October 3, 2017.
71. Grembowski D, Fiset L, Spadafora A. How fluoridation affects adult dental caries: systemic and topical effects are explored. *J Am Dent Assoc* 1992;123(2):49-54. Abstract at: <https://www.ncbi.nlm.nih.gov/pubmed/1541781>. Accessed October 3, 2017.
72. Dye B, Tan S, Smith V, Lewis B, Barker L, Thornton-Evans G, Eke P, Beltrán-Aguilar E, Horowitz A, Li CH. Trends in oral health status: United States, 1988-1994 and 1999-2004. National Center for Health Statistics. *Vital Health Stat* 2007;11(248). Abstract at: <https://www.ncbi.nlm.nih.gov/pubmed/17633507>. Article at: https://www.cdc.gov/nchs/data/series/sr_11/sr11_248.pdf. Accessed October 3, 2017.
73. Brustman BA. Impact of exposure to fluoride-adequate water on root surface caries in elderly. *Gerodontology* 1986;2(6):203-7.
74. Burt BA, Ismail AI, Eklund SA. Root caries in an optimally fluoridated and a high-fluoride community. *J Dent Res* 1986;65(9):1154-8. Abstract at: <https://www.ncbi.nlm.nih.gov/pubmed/3461032>. Accessed October 3, 2017.
75. Hunt RJ, Eldredge JB, Beck JD. Effect of residence in a fluoridated community on the incidence of coronal and root caries in an older adult population. *J Public Health Dent* 1989;49(3):138-41. Abstract at: <https://www.ncbi.nlm.nih.gov/pubmed/2788735>. Accessed October 18, 2017.
76. Griffin SO, Griffin PM, Swann JL, Zlobin N. New coronal caries in older adults: implications for prevention. *J Dent Res* 2005;84(8):715-720. Abstract at: <https://www.ncbi.nlm.nih.gov/pubmed/16040728>. Accessed September 16, 2017.
77. Garcia AI. Caries incidence and costs of prevention programs. *J Public Health Dent* 1989;49(5 Spec No):259-71. Abstract at: <https://www.ncbi.nlm.nih.gov/pubmed/2810223>. Article at: <https://deepblue.lib.umich.edu/handle/2027.42/66226>. Accessed October 26, 2017.
78. American Dental Association. Member Center. Oral Health Topics. Caries risk assessment and management. Available at: <http://www.ADA.org/en/member-center/oral-health-topics/caries-risk-assessment-and-management>. Accessed September 26, 2017.
79. Horowitz HS. The effectiveness of community water fluoridation in the United States. *J Public Health Dent* 1996 Spec Iss;56(5):253-8. Abstract at: <https://www.ncbi.nlm.nih.gov/pubmed/9034970>. Accessed October 24, 2017.
80. Institute of Medicine. Food and Nutrition Board. Dietary reference intakes for calcium, phosphorus, magnesium, vitamin D and fluoride. Washington, DC: National Academy Press;1997. Available at: <https://www.nap.edu/catalog/5776/dietary-reference-intakes-for-calcium-phosphorus-magnesium-vitamin-d-and-fluoride>. Accessed October 29, 2017.
81. Preface: Dosage Schedule for Dietary Fluoride Supplements. *J Public Health Dent* 1999;59(4):203-4. Available at: <http://onlinelibrary.wiley.com/doi/10.1111/j.1752-7325.1999.tb03270.x/epdf>. Accessed October 4, 2017.
82. Marthaler TM. Salt fluoridation and oral health. *Acta Med Acad* 2013;42(2):140-55. Abstract at: <https://www.ncbi.nlm.nih.gov/pubmed/24308394>. Accessed October 24, 2017.
83. Gillespie GM, Baez R. Development of salt fluoridation in the Americas. *Schweiz Monatsschr Zahnmed* 2005;115(8):663-9. Abstract at: <https://www.ncbi.nlm.nih.gov/pubmed/16156168>. Accessed October 24, 2017.
84. Marthaler TM, Pollak GE. Salt fluoridation in Central and Eastern Europe. *Schweiz Monatsschr Zahnmed* 2005;115(8):670-674. Abstract at: <https://www.ncbi.nlm.nih.gov/pubmed/16156169>. Accessed October 24, 2017.
85. Rugg-Gunn A, Banoczy J. Fluoride toothpastes and fluoride mouthrinses for home use. *Acta Med Acad* 2013;42(2):168-78. Abstract at: <https://www.ncbi.nlm.nih.gov/pubmed/24308396>. Accessed October 24, 2017.
86. The ADA/PDR Guide to Dental Therapeutics. Fifth Edition. 2009.
87. Estupinan-Day S. Promoting Oral Health: The use of salt fluoridation to prevent dental caries. Pan American Health Organization (PAHO) 2005. Scientific and technical Publication No. 615.
88. Marthaler T. Increasing the public health effectiveness of fluoridated salt. *Schweiz Monatsschr Zahnmed* 2005;115(9):785-92. Abstract at: <https://www.ncbi.nlm.nih.gov/pubmed/16231748>. Accessed October 24, 2017.
89. Marthaler TM, Petersen PE. Salt fluoridation—an alternative in automatic prevention of dental caries. *Int Dent J* 2005;55(6):351-8. Abstract at: <https://www.ncbi.nlm.nih.gov/pubmed/16379137>. Accessed October 24, 2017.
90. Gillespie GM and Marthaler TM. Cost aspects of salt fluoridation. *Schweiz Monatsschr Zahnmed* 2005;115(9):778-84. Abstract at: <https://www.ncbi.nlm.nih.gov/pubmed/16231747>. Accessed October 24, 2017.
91. Tramini P. Salt fluoridation in France since 1986. *Schweiz Monatsschr Zahnmed* 2005;115(8):656-8. Abstract at: <https://www.ncbi.nlm.nih.gov/pubmed/16156166>. Accessed October 24, 2017.
92. Jones S, Burt BA, Petersen PE, Lennon M. The effective use of fluorides in public health. *Bulletin of the World Health Organization* September 2005;83(9):670-76. Abstract at: <https://www.ncbi.nlm.nih.gov/pubmed/16211158>. Article at: <https://www.ncbi.nlm.nih.gov/pmc/articles/PMC2626340/>. Accessed October 24, 2017.
93. Vallejos-Sanchez AA, Medina-Solis CE, Casnova-Rosado JF, Maupome G, Minaya-Sanchez M, and Perez-Olivares S. Dental fluorosis in cohorts born before, during and after the national salt fluoridation program in a community in Mexico. *Acta Odontologica Scandinavica* 2006;64(4):209-13. Abstract at: <https://www.ncbi.nlm.nih.gov/pubmed/16829495>. Accessed September 16, 2017.
94. Meyer-Lueckel H, Bitter K, Hopfenmuller W, & Paris S. Reexamination of caries and fluorosis of children in an area of Jamaica with relatively high fluorosis prevalence. *Caries Res* 2009;43(4):250-53. Abstract at: <https://www.ncbi.nlm.nih.gov/pubmed/19439945>. Accessed October 24, 2017.
95. Banoczy J, Rugg-Gunn A, Woodward M. Milk fluoridation for the prevention of dental caries *Acta Med Acad* 2013;42(2):156-67. Abstract at: <https://www.ncbi.nlm.nih.gov/pubmed/24308395>. Article at: http://www.ama.ba/index.php/ama/article/view/186/pdf_19. Accessed October 24, 2017.
96. Mariño R, Villa A, Guerrero S. A community trial of fluoridated powdered milk in Chile. *Community Dent Oral Epidemiol* 2001;29(6):435-42. Abstract at: <https://www.ncbi.nlm.nih.gov/pubmed/11784286>. Accessed October 21, 2017.
97. Riley JC, Manning JC, Davies GM, Graham J and Worthington HV. Milk fluoridation: a comparison of dental health in two communities in England. *Community Dental Health* 2005;22(3):141-45. Abstract at: <https://www.ncbi.nlm.nih.gov/pubmed/16161876>. Accessed October 24, 2017.
98. Petersen PE, Kwan S, Ogawa H. Long-term evaluation of the clinical effectiveness of community milk fluoridation in Bulgaria. *Community Dent Health* 2015;32(4):199-203. Abstract at: <https://www.ncbi.nlm.nih.gov/pubmed/26738215>. Accessed October 21, 2017.
99. Petersson LG, Magnusson K, Hakestam U, Baigi A, Tweman S. Reversal of primary root caries lesions after daily intake of milk supplemented with fluoride and probiotic lactobacilli in older adults. *Acta Odontol Scand* 2011;69(6):321-7. Abstract at: <https://www.ncbi.nlm.nih.gov/pubmed/21563871>. Accessed October 21, 2017.
100. Quock RL, Chan J. Fluoride content of bottled water and its implications for the general dentist. *Gen Dent* 2009;57(1):29-33. Abstract at: <https://www.ncbi.nlm.nih.gov/pubmed/19146140>. Accessed October 3, 2017.
101. *Federal Register* 1979 Jul 20;44(141):42775-8. National Archives and Records Administration. Library of Congress. Available at: <https://www.loc.gov/item/fr044141>. Accessed October 3, 2017.
102. 21 CFR 165.110. Bottled Water. Available at: <https://www.ecfr.gov/cgi-bin/text-idx?SID=5c34abfa5cd6e4f55395aa78348c26ae&mc=t&node=pt21.2.165&rgn=div5>. Accessed October 3, 2017.
103. *Federal Register* 1995 Nov 13;60(218):57079-57080. Available at: <https://www.federalregister.gov/documents/1995/11/13/95-27798/beverages-bottled-water>. Accessed October 3, 2017.

Benefit References

104. American Dental Association. Policy on bottled water, home water treatment systems and fluoride exposure. Adopted by the American Dental Association 2013 House of Delegates. Available at: <http://www.ADA.org/en/about-the-ada/ada-positions-policies-and-statements/policy-on-bottled-water-home-water-treatment-syste>. Accessed October 1, 2017.
105. U.S. Department of Health and Human Services. U.S. Food and Drug Administration. Health claim notification for fluoridated water and reduced risk of dental caries. Available at: <https://www.fda.gov/food/labelingnutrition/ucm073602.htm>. Accessed September 19, 2017.
106. Beverage Marketing Corporation. Bottled water becomes number-one beverage in the U.S., data from beverage marketing corporation show. Press Release March 9, 2017. Available at: <https://www.beveragemarketing.com/news-detail.asp?id=438>. Accessed October 4, 2017.
107. International Bottled Water Association. PET facts. Available at: <http://www.bottledwater.org/education/recycling/pet-facts>. Accessed October 4, 2017.
108. Huerta-Saenz L, Irigoyen M, Benavides J, Mendoza M. Tap or bottled water: drinking preferences among urban minority children and adolescents. *J Community Health* 2012;37(1):54-8. Abstract at: <https://www.ncbi.nlm.nih.gov/pubmed/21643824>. Accessed October 3, 2017.
109. Scherzer T, Barker JC, Pollick H, Weintraub JA. Water consumption beliefs and practices in a rural Latino community: implications for fluoridation. *J Public Health Dent* 2010;70(4):337-43. Abstract at: <https://www.ncbi.nlm.nih.gov/pubmed/20735717>. Article at: <https://www.ncbi.nlm.nih.gov/pmc/articles/PMC3536824>. Accessed October 3, 2017.
110. Sriraman NK, Patrick PA, Hutton K, Edwards KS. Children's drinking water: parental preferences and implications for fluoride exposure. *Pediatr Dent* 2009;31(4):310-5. Abstract at: <https://www.ncbi.nlm.nih.gov/pubmed/19722439>. Accessed October 3, 2017.
111. Hobson WL, Knochel MI, Byington CL, Young PC, Hoff CJ, Buchi KF. Bottled, filtered, and tap water use in Latino and non-Latino children. *Arch Pediatr Adolesc Med* 2007;161(5):457-61. Abstract at: <https://www.ncbi.nlm.nih.gov/pubmed/17485621>. Article at: <https://jamanetwork.com/journals/jamapediatrics/fullarticle/570296>. Accessed October 3, 2017.
112. Brown MD, Aaron G. The effect of point-of-use water conditioning systems on community fluoridated water. *Pediatr Dent* 1991;13(1):35-8. Abstract at: <https://www.ncbi.nlm.nih.gov/pubmed/1945982>. Accessed September 18, 2017.
113. Jobson MD, Grimm SE 3rd, Banks K, Henley G. The effects of water filtration systems on fluoride: Washington, D.C. metropolitan area. *ASDC J Dent Child* 2000;67(5):350-4. Abstract at: <https://www.ncbi.nlm.nih.gov/pubmed/11068668>. Accessed September 18, 2017.
114. Robinson SN, Davies EH, Williams B. Domestic water treatment appliances and the fluoride ion. *Br Dent J* 1991;171(3-4):91-3. Abstract at: <https://www.ncbi.nlm.nih.gov/pubmed/1888589>. Accessed September 18, 2017.
115. Full CA, Wefel JS. Water softener influence on anions and cations. *Iowa Dent J* 1983;69(4):37-9.
116. Konno H, Yaegaki K, Tanaka T, Sato T, Itai K, Imai T, Murata T, Herai M. Neither hollow-fibre filters nor activated-charcoal filters remove fluoride from fluoridated tap water. *J Can Dent Assoc* 2008;74(5):443. Abstract at: <https://www.ncbi.nlm.nih.gov/pubmed/18538069>. Article at: <http://www.cda-adc.ca/jcda/vol-74/issue-5/443.html>. Accessed September 18, 2017.

Safety

17. Harmful to humans?.....	37	32. Cancer?	56
18. More studies needed?	38	33. Osteosarcoma?	57
19. Recommended level?.....	39	34. Enzyme effects?.....	58
20. EPA maximum?	40	35. Thyroid?	59
21. EPA secondary level?	41	36. Pineal gland?	60
22. Total intake?	43	37. Allergies?	60
23. Daily intake?	44	38. Genetic risk?	61
24. Prenatal dietary fluoride supplements?	46	39. Fertility?	61
25. Body uptake?	47	40. Down Syndrome?	62
26. Bone health?	47	41. Neurological impairment/IQ?	62
27. Dental fluorosis?.....	49	42. Lead poisoning?	64
28. Fluoridated water for infant formula?	52	43. Alzheimer’s disease?	65
29. Prevent fluorosis?	52	44. Heart disease?	66
30. Warning Label?	54	45. Kidney disease?	67
31. Acute and chronic toxicity?	55	46. Erroneous health claims?	68

17. Does fluoride in the water supply, at the levels recommended for the prevention of tooth decay, adversely affect human health?

Answer.

The overwhelming weight of scientific evidence supports the safety of community water fluoridation.

Fact.

For generations, millions of people have lived in areas where fluoride is found naturally in drinking water in concentrations as high or higher than the optimal level recommended to prevent tooth decay. Research conducted among these persons confirms the safety of fluoride in the water supply.¹⁻⁵

As with other nutrients, fluoride is safe and effective when used and consumed as recommended. No charge against the benefits and safety of fluoridation has ever been substantiated by generally accepted scientific knowledge. A number of reviews on fluoride in drinking water have been issued over the years. For example, in 1951⁶ the National Research Council (NRC), of the National Academies,

issued its first report stating fluoridation was safe and effective. Additional reviews by the NRC followed in 1977⁷ and 1993⁸ with the most recent NRC review completed in 2006.⁹ Additional reviews completed over the ten year period from 2007-2017 include:

- 2017 Australian Government. National Health and Medical Research Council (NHMRC). *Information Paper — Water Fluoridation: Dental and Other Human Health Outcomes.*¹⁰
- 2016 O’Mullane DM, Baez RJ, Jones S, Lennon MA, Petersen PE, Rugg-Gunn AJ, Whelton H, Whitford GM. *Fluoride and Oral Health.*¹¹
- 2016 American Water Works Association. *Water Fluoridation Principles and Practices.* AWWA Manual M4. Sixth edition.¹²
- 2015 Water Research Foundation. *State of the Science: Community Water Fluoridation.*¹³
- 2015 The Network for Public Health Law. *Issue Brief: Community Water Fluoridation.*¹⁴

- 2015 Ireland Health Research Board. *Health Effects of Water Fluoridation: An Evidence Review*.¹⁵
- 2015 U.S. Department of Health and Human Services Federal Panel on Community Water Fluoridation. *U.S. Public Health Service Recommendation for Fluoride Concentration in Drinking Water for the Prevention of Dental Caries*.¹⁶
- 2014 Public Health England. *Water Fluoridation: Health Monitoring Report for England*.¹⁷
- 2014 Royal Society of New Zealand and the Office of the Prime Minister's Chief Science Advisor. *Health Effects of Water Fluoridation: a Review of the Scientific Evidence*.¹⁸
- 2013 U.S. Community Preventive Services Task Force. *The Guide to Community Preventive Services. Preventing Dental Caries: Community Water Fluoridation*.¹⁹
- 2011 European Commission of the European Union Scientific Committee on Health and Environmental Risks (SCHER). *Fluoridation*.²⁰
- 2008 Health Canada. *Findings and Recommendations of the Fluoride Expert Panel*.²¹
- 2007 Australian Government National Health and Medical Research Council *A Systematic Review of the Efficacy and Safety of Fluoridation; Part A: Review Methodology and Results*.²²

The overwhelming weight of scientific evidence supports the safety of community water fluoridation.

18. Are additional studies being conducted to determine the effects of fluorides in humans?

Answer.

Yes. Since its inception, fluoridation has undergone a nearly continuous process of re-evaluation. As with other areas of science, additional studies on the effects of fluorides in humans can provide insight as to how to make effective choices for the use of fluoride. The American Dental Association and the U.S. Public Health Service support this on-going research.

Fact.

For more than 70 years, detailed reports have been published on multiple aspects of fluoridation. The accumulated dental, medical and public health evidence concerning fluoridation has been reviewed and evaluated numerous times by academicians, committees of experts, special councils of governments and most of the world's major national and international health organizations. The consensus of the scientific community is that water fluoridation, at the level recommended to prevent tooth decay, safely provides oral health benefits which in turn supports improved general health. The question of possible secondary health effects caused by fluorides consumed in optimal concentrations throughout life has been the object of thorough medical investigations which have failed to show any impairment of general health throughout life.¹⁰⁻²²

The consensus of the scientific community is that water fluoridation, at the level recommended to prevent tooth decay, safely provides oral health benefits which in turn supports improved general health.

In scientific research, there is no such thing as "final knowledge." New information is continuously emerging and being disseminated. Government agencies, such as the U.S. National Institutes of Health, National Institute of Dental and Craniofacial Research, and others continue to fund fluoride research. One example is the National Toxicology Program's systematic review using animal studies to evaluate potential neurobehavioral effects from exposure to fluoride during development which began in 2015 and continues in 2017.²³

In 2011, the U.S. Department of Health and Human Services and the U.S. Environmental Protection Agency (EPA) issued a joint press release²⁴ outlining important steps the respective agencies were taking to ensure that standards and guidelines on fluoride in drinking water continue to ensure the safety of the public while supporting good dental health, especially in children. Those actions resulted in the 2015 report issued by the U.S. Public Health Service¹⁶ regarding the recommended level of fluoride in drinking water and the EPA activity was informational to the 2016 EPA Six-Year Review³²⁵ in which the Agency completed a detailed review of drinking water regulations including the regulation for naturally occurring fluoride in water.

19. Why did the U.S. Public Health Service issue a report in 2015 recommending 0.7 milligrams per liter (mg/L) as the optimal level for fluoride in drinking water for all temperature zones in the U.S.?

Answer.

The U.S. Public Health Service (USPHS) updated and replaced its 1962 Drinking Water Standards related to community water fluoridation to establish a single value of 0.7 mg/L as the optimal concentration of fluoride in drinking water. This concentration provides the best balance of protection from tooth decay while limiting the risk of dental fluorosis.¹⁶

Fact.

The previous U.S. Public Health Service recommendations for optimal fluoride concentrations were based on average ambient air temperatures of geographic areas and ranged from 0.7–1.2 mg/L. In 2011, the U.S. Department of Health and Human Services (HHS) issued a notice of intent in the *Federal Register*²⁶ proposing that community water systems adjust the amount of fluoride to 0.7 mg/L to achieve an optimal fluoride level.

The new guidance was based on several considerations that included:

- Scientific evidence related to effectiveness of water fluoridation on caries prevention and control across all age groups.
- Fluoride in drinking water as one of several available fluoride sources.

- Trends in the prevalence and severity of dental fluorosis.
- Current evidence on fluid intake in children across various ambient air temperatures.

As part of the process leading to the notice of intent, the U.S. Department of Health and Human Services (HHS) convened a federal interdepartmental, interagency panel of scientists to review the scientific evidence relevant to the 1962 USPHS Drinking Water Standards for fluoride concentrations in drinking water in the United States and to update these recommendations based on current science. Panelists included representatives from the Centers for Disease Control and Prevention, the National Institutes of Health, the U.S. Food and Drug Administration, the Agency for Healthcare Research and Quality, the Office of the Assistant Secretary for Health, U.S. Environmental Protection Agency, and the U.S. Department of Agriculture.¹⁶

A public comment period followed the publication of the notice of intent during which time more than 19,000 comments were received. The vast majority (more than 18,000) were variations on a letter submitted by an organization opposing community water fluoridation. Comments received were summarized and reported to the full federal panel. The panel then spent several years reviewing each comment in light of the best available science. After completing their extensive review, the panel did not alter the recommendation based on the following:

- Community water fluoridation remains an effective public health strategy for delivering fluoride to prevent tooth decay and is the most feasible and cost-effective strategy for reaching entire communities.
- In addition to drinking water, other sources of fluoride exposure have contributed to the prevention of dental caries and an increase in dental fluorosis prevalence.
- Caries preventive benefits can be achieved and the risk of dental fluorosis reduced at 0.7 mg/L.
- Recent data do not show a convincing relationship between water intake and outdoor air temperature. Thus, recommendations for water fluoride concentrations that differ based on outdoor temperature are unnecessary.¹⁶

In 2015 the USPHS published a final report establishing guidance for water systems that are actively fluoridating or those that may initiate fluoridation in the future.¹⁶ For community water systems that add fluoride to their water, the USPHS recommends a uniform fluoride concentration of 0.7 mg/L (parts per million [ppm]) for the entire United States to maintain caries (tooth decay) prevention benefits and reduce the risk of dental fluorosis.

The USPHS further noted that surveillance of dental caries (tooth decay), dental fluorosis, and fluoride intake through the National Health and Nutritional Examination Survey will be done to monitor changes that might occur following implementation of the recommendation.¹⁶

20. What is the recommendation for the maximum level of naturally occurring fluoride in drinking water contained in the 2016 EPA Six-Year Review 3?

Answer.

As established by the U.S. EPA, the maximum allowable level of naturally occurring fluoride in drinking water is 4 milligrams/liter (mg/L or ppm). Under the Maximum Contaminant Level (MCL) standard, if the naturally occurring level of fluoride in a public water supply exceeds the MCL, the water supplier is required to lower the level of fluoride below the MCL — a process called defluoridation. The MCL is a federally enforceable standard.²⁷ (Additional details regarding the EPA maximum contaminant standards can be found in the Figure 3.)

Fact.

Under the Safe Drinking Water Act (SDWA),²⁷ the EPA is required to periodically review the existing National Primary Drinking Water Regulations (NPDWRs) “not less often than every 6 years.” This review is a routine part of the EPA’s operations as dictated by the SDWA.

In April 2002, the EPA announced the results of its preliminary revise/not revise decisions for 68 chemical NPDWRs as part of its first Six-Year Review of drinking water standards.²⁸ Fluoride was one of the 68 items reviewed. While the EPA determined that it fell under the “Not Appropriate for Revision at this Time” category, the agency asked the National Academies (NA) to update the risk assessment for fluoride. Prior to this time, the National Academies’ National Research Council (NRC) completed a review

of fluoride for the EPA which was published as “Health Effects of Ingested Fluoride” in 1993.⁸

The National Research Council’s Committee on Toxicology created the Subcommittee on Fluoride in Drinking Water⁹ which reviewed toxicologic, epidemiologic, and clinical data published since 1993, and exposure data on orally ingested fluoride from drinking water and other sources (e.g., food, toothpaste, dental rinses). Based on these reviews, the Subcommittee evaluated independently the scientific and technical basis of the U.S. Environmental Protection Agency’s (EPA) maximum contaminant level goal (MCLG) of 4 milligram per liter (mg/L or ppm) and secondary maximum contaminant level (SMCL) of 2 mg/L in drinking water.

On March 22, 2006, almost three years after work began, the NRC issued a 500-page report titled *Fluoride in Drinking Water — A Scientific Review of the EPA’s Standards*⁹ to advise the EPA on the adequacy of its fluoride MCLG (maximum contaminant level goal) and SMCL (secondary maximum contaminant level) to protect children and others from adverse effects. (For additional information on the EPA maximum contaminant standards, please refer to Figure 3.) The report contained two major recommendations related to the MCLG:

In light of the collective evidence on various health end points and total exposure to fluoride, the committee concludes that EPA’s MCLG of 4 mg/L should be lowered. Lowering the MCLG will prevent children from developing severe enamel fluorosis and will reduce the lifetime accumulation of fluoride into bone that the majority of the committee concludes is likely to put individuals at increased risk of bone fracture and possibly skeletal fluorosis, which are particular concerns for subpopulations that are prone to accumulating fluoride in their bones.⁹

To develop an MCLG that is protective against severe enamel fluorosis, clinical stage II skeletal fluorosis, and bone fractures, EPA should update the risk assessment of fluoride to include new data on health risks and better estimates of total exposure (relative source contribution) for individuals. EPA should use current approaches for quantifying risk, considering susceptible subpopulations, and characterizing uncertainties and variability.⁹

The 2006 NRC report⁹ contained one major recommendation related to the Secondary Maximum Contaminant Level (SMCL):

The prevalence of severe enamel fluorosis is very low (near zero) at fluoride concentrations below 2 mg/L. From a cosmetic standpoint, the SMCL does not completely prevent the occurrence of moderate enamel fluorosis. EPA has indicated that the SMCL was intended to reduce the severity and occurrence of the condition to 15% or less of the exposed population. The available data indicate that fewer than 15% of children will experience moderate enamel fluorosis of aesthetic concern (discoloration of the front teeth) at that concentration. However, the degree to which moderate enamel fluorosis might go beyond a cosmetic effect to create an adverse psychological effect or an adverse effect on social functioning is not known.⁹

Additionally, the Subcommittee identified data gaps and made recommendations for future research relevant to future revisions of the MCLG and SMCL for fluoride.⁹

It should be emphasized that the 2006 NRC report was not a review of fluoride as used in community water fluoridation. In fact, the 2006 NRC Report in Brief²⁹ states: “The committee did not evaluate the risks or benefits of the lower fluoride concentrations (0.7 to 1.2 mg/L) used in water fluoridation. Therefore, the committee’s conclusions regarding the potential for adverse effects from fluoride at 2 to 4 mg/L in drinking water do not apply at the lower water fluoride levels commonly experienced by most U.S. citizens.”²⁹

In response to the recommendations noted above from the NRC report, in 2011, the EPA completed and peer-reviewed a quantitative dose-response assessment based on the available data for severe dental fluorosis as recommended by the NRC.³⁰ Additionally, the EPA completed and peer-reviewed a document on the environmental exposure of children and adults to fluoride and the relative source contribution for water which is needed in order to derive the MCLG from the dose-response assessment.³⁰ These efforts were being undertaken during Six-Year Review 2 and so no action on fluoride was taken during Six-Year Review 2.

In December 2016, the EPA announced the review results for the Agency’s third Six-Year Review (called Six-Year Review 3),²⁵ in which the Agency completed a detailed review of 76 national primary drinking water regulations. The regulation for naturally occurring fluoride in water was examined as part of this review and is included among the list of regulated contaminants considered to be “Low priority and/or

no meaningful opportunity” under “Not Appropriate for Revision at this Time.”²⁵

The announcement of the results of the EPA’s Six-Year Review 3 in the *Federal Register*³¹ indicates that, with the reviews of fluoride conducted since the first Six-Year Review (including but not limited to the 2006 NRC report and the EPA Fluoride Risk Assessment and Relative Source Contribution) and noting that other contaminants are of much greater concern, the EPA is recommending that no further action be taken at this time to change the current MCL/MCLG of 4 mg/L (the maximum level of naturally occurring fluoride allowed in drinking water).³¹

21. What is the Secondary Maximum Contaminant Level (SMCL) for naturally occurring fluoride in drinking water established by the EPA?

Answer.

The Secondary Maximum Contaminant Level (SMCL) for naturally occurring fluoride in water is 2 mg/L (or ppm). This is a non-enforceable federal standard.

Fact.

In addition to the MCL, the EPA has established a Secondary Maximum Contaminant Level (SMCL) of 2.0 mg/L and requires consumer notification by the water supplier if the naturally occurring fluoride level exceeds 2.0 mg/L. The SMCL, while not federally enforceable, is intended to alert families that regular consumption of water with natural levels of fluoride greater than 2.0 mg/L by young children could cause moderate to severe dental fluorosis in the developing permanent teeth.³² The notice to be used by water systems that exceed the SMCL must contain the following points:

1. The notice is intended to alert families that children under nine years of age who are exposed to levels of fluoride greater than 2.0 mg/liter may develop dental fluorosis.
2. Adults are not affected because dental fluorosis occurs only when developing teeth are exposed to elevated fluoride levels.
3. The water supplier can be contacted for information on alternative sources or treatments that will insure the drinking water would meet all standards (including the SMCL).³²

Figure 3. USEPA Standards and USPHS Recommendation for Fluoride in Drinking Water

U.S. Environmental Protection Agency (EPA) Standards for Fluoride in Drinking Water

The EPA standards for fluoride in drinking water apply to the *naturally occurring* fluoride in water. They are the:

- Maximum Contaminant Level Goal (**MCLG**) – 4 mg/L
- Maximum Contaminant Level (**MCL**) – 4 mg/L
- Secondary Maximum Contaminant Level (**SMCL**) – 2 mg/L

MCLG — The MCLG is the level of contaminants in drinking water at which no adverse health effects are likely to occur. This health goal is based solely on possible health risks and exposure over a lifetime with an adequate margin of safety. The current MCLG for fluoride is 4 mg/L and is set at this level to provide protection against the increased risk of crippling skeletal fluorosis.

MCL — The MCL is an enforceable standard which is set as close to the health goal as possible, considering the benefit to the public, the ability of public water systems to detect and remove contaminants using suitable treatment technologies and cost. In the case of fluoride, the MCL is set at the MCLG.

Under the MCL standard, if the naturally occurring level of fluoride in a public water supply exceeds 4 mg/L, the water supplier is required to lower the level of fluoride or defluoridate. Community water systems that exceed the fluoride MCL of 4 mg/L must notify persons served by that system as soon as practical, but no later than 30 days after the system learns of the violation.

SMCL — Secondary standards are non-enforceable guidelines regulating contaminants that may cause cosmetic effects (such as tooth discoloration). The EPA recommends secondary standards to water systems but does not require systems to comply. However, states may choose to adopt them as enforceable standards. Tooth discoloration and/or pitting is caused by excess fluoride exposures during the formative period prior to eruption of the teeth in children. The level of the SMCL was set based upon a balancing of the beneficial effects of protection from tooth decay and the undesirable effects of excessive exposures leading to discoloration.

Under the SMCL, if water exceeds 2 mg/L, the water system is to notify consumers that regular consumption of water with fluoride above 2 mg/L, may increase the risk for fluorosis in young (under 9 years of age) children. Community water systems that exceed the fluoride secondary standard of 2 mg/L must notify persons served by that system as soon as practical but no later than 12 months from the day the water system learns of the exceedance.


U.S. Public Health Service (USPHS) Recommendation for Fluoride in Drinking Water

In 2015, the USPHS published a final report establishing guidance for water systems that are actively fluoridating or those that may initiate fluoridation in the future. For community water systems that add fluoride to their water, the USPHS recommends a uniform fluoride concentration of 0.7 mg/L for the entire United States to maintain caries (tooth decay) prevention benefits and reduce the risk of dental fluorosis.

Why is the EPA MCL of 4 mg/L different from the USPHS recommendation of 0.7 mg/L?

The two benchmarks have different purposes and are set under different authorities. The EPA MCL of 4 mg/L is set to protect against risks from exposure to too much fluoride. The USPHS recommended level of fluoride on 0.7 mg/L is set to promote the benefit of fluoride in preventing tooth decay while minimizing the chance for dental fluorosis.

Information Source: EPA Fact Sheet: Questions and Answers on Fluoride. 2011. Available at <https://www.epa.gov/dwsixyearreview/fact-sheet-questions-and-answers-fluoride>

 Additional information on these topics can be found in this Section, Questions 19, 20 and 21.

22. Does the total intake of fluoride from air, water and foods in a community in the United States with drinking water fluoridated at the recommended level pose significant health risks?

Answer.

The total intake of fluoride from air, water and foods in a community in the United States with drinking water fluoridated at the recommended level does not pose significant health risks.

Fact.

Fluoride from the Air

The atmosphere normally contains negligible concentrations of airborne fluorides. Studies reporting the levels of fluoride in air in the United States suggest that ambient fluoride contributes very little to a person's overall fluoride intake.^{9,30}

Fluoride from Water

For generations, millions of people have lived in areas where fluoride is found naturally in drinking water in concentrations as high as or higher than those recommended to prevent tooth decay. Research conducted among these people confirms the safety of fluoride in the water supply.¹⁻⁵

A ten-year comparison study of long-time residents of Bartlett and Cameron, Texas, where the water supplies contained 8.0 and 0.4mg/L of fluoride, respectively, included examinations of organs, bones and tissues. Other than a higher prevalence of dental fluorosis in the Bartlett residents (8.0 mg/L fluoride), the study indicated that long-term consumption of fluoride from water and food sources (resident average length of fluoride exposure was 36.7 years), even at these levels more than 10 times higher than recommended for tooth decay prevention, resulted in no clinically significant physiological or functional effects.⁵

In the United States, the natural level of fluoride in ground water varies from very low levels to over 4 mg/L. Public water systems in the U.S. are monitored by the Environmental Protection Agency (EPA), which requires that public water systems not exceed a naturally occurring fluoride level of 4 mg/L.³¹ The recommended level for fluoride in drinking water in the United States has been established at 0.7 mg/L by the U.S. Public Health Service.¹⁶ This level has been

established to reduce tooth decay while minimizing the occurrence of dental fluorosis.

Individuals living in a community with water fluoridation get a portion of their daily fluoride intake from fluoridated water and a portion from dietary sources which would include foods and other beverages. Water and water-based beverages are the chief source of dietary fluoride intake. Conventional estimates are that approximately 75% of dietary fluoride comes from water and water-based beverages.^{33,34} When considering water fluoridation, an individual consuming one liter of water fluoridated at 0.7 mg/L receives 0.7 milligram of fluoride.

Fluoride in Foods

In looking at the fluoride content of foods and beverages over time, it appears that fluoride intake from dietary sources has remained relatively constant.³⁵ Except for products prepared (commercially or by the individual) or cooked with fluoridated water, the fluoride content of most foods and beverages is not significantly different between fluoridated and nonfluoridated communities. When fluoridated water is used to prepare or cook the samples, the fluoride content of foods and beverages is higher. This difference has remained relatively constant over time.^{33,35}

Launched in 2004 and updated in 2005, the National Fluoride Database is a comprehensive, nationally representative database of the fluoride concentration in 427 foods across 27 food groups and beverages consumed in the United States.³⁴ This database for fluoride was designed for use by epidemiologists and health researchers to estimate fluoride intake and to assist in the investigation of the relationships between fluoride intake and human health. The database contains fluoride values for beverages, water, and some lower priority foods.³⁴

The fluoride content of fresh solid foods in the United States generally ranges from 0.01 to 1.0 part per million.³⁵ The foods highest in fluoride are fish and shellfish, reflective of the fluoride found in ocean water, and the presence or absence of bone fragments such as those in sardines.³⁵ (Fluoride has an affinity for calcified tissues such as bones.) Cereals, baked goods, breads, and other grain products were estimated to have fluoride concentrations between 0.06 and 0.72 ppm. The majority of vegetables (leafy, root, legumes, green or yellow) have a relatively low fluoride concentration (ranging from 0.01 to 0.5 ppm)

with fruits generally having lower concentrations (ranging from 0.01 to 0.2 ppm) than in vegetables. Raisins are one exception in the fruit category with a higher fluoride concentration due to the use of certain pesticides and concentration through drying.³⁵

Brewed teas can contain fluoride concentrations of 1 ppm to 6 ppm depending on the amount of dry tea used, the water fluoride concentration and the brewing time.³⁶ The fluoride value for unsweetened instant tea powder appears very high when reported as a dry powder because this product is extremely concentrated. However, when one teaspoon of the unsweetened tea powder is added to an eight ounce cup of tap water, the value for prepared instant tea is similar to the values reported for regular brewed tea.³⁴

Foods and beverages commercially processed (cooked or reconstituted) in cities fluoridated to the recommended level generally contain higher levels of fluoride than those processed in nonfluoridated communities. These foods and beverages are consumed not only in the city where processed, but also are often distributed to and consumed in nonfluoridated areas.³⁷ This “halo” or “diffusion” effect results in increased fluoride intake by people in nonfluoridated communities, providing them increased protection against tooth decay.^{38,39} As a result of the widespread availability of these various sources of fluoride, the difference between tooth decay rates in fluoridated areas and nonfluoridated areas is somewhat less than several decades ago but this difference is still significant. Failure to account for the diffusion effect results in an underestimation of the total benefit of water fluoridation especially in areas where large amounts of fluoridated products are brought into nonfluoridated communities.³⁸

The average daily dietary intake of fluoride (expressed on a body weight basis) by children residing in communities with water fluoridated at 1.0 mg/L is 0.05 mg/kg/day (milligram per kilogram of body weight per day).⁴⁰ In communities without optimally fluoridated water, average intakes for children are about 50% lower.⁴⁰ Dietary fluoride intake by adults in communities where water is fluoridated at 1.0 mg/L averages 1.4 to 3.4 mg/day, and in nonfluoridated areas averages 0.3 to 1.0 mg/day.⁴⁰ With the 2015 recommendation that drinking water be fluoridated at 0.7 mg/L, average intakes would be 30% lower in fluoridated communities than when they were fluoridated at 1.0 mg/L.

23. How much fluoride is recommended to maximize the tooth decay prevention benefits of fluoride?

Answer.

As with all nutrients, the appropriate amount of daily fluoride intake varies with age and body weight. Fluoride is safe and effective when used and consumed properly.

Fact.

In 1997, the Food and Nutrition Board of the Institute of Medicine developed a comprehensive set of reference values for dietary nutrient intakes.⁴⁰ These new reference values, the Dietary Reference Intakes (DRI), replace the Recommended Dietary Allowances (RDA) which had been set by the National Academy of Sciences since 1941. The new values present nutrient requirements to optimize health and, for the first time, set maximum-level guidelines to reduce the risk of adverse effects from excessive consumption of a nutrient. Along with calcium, phosphorous, magnesium and vitamin D, DRIs for fluoride were established because of its proven preventive effect on tooth decay. (See Table 2 in this Question.)

The Adequate Intake (AI) establishes a goal for intake to sustain a desired indicator of health without causing side effects. In the case of fluoride, the AI is the daily intake level required to reduce tooth decay without causing moderate dental fluorosis. The AI for fluoride intake from all sources (fluoridated water, foods, beverages, fluoride dental products and dietary fluoride supplements) is set at 0.05 mg/kg/day. Using the established AI of 0.05 mg/kg, the amount of fluoride for optimal health to be consumed each day has been calculated by sex and age group (expressed as average weight).⁴⁰

The Tolerable Upper Intake Level (UL) establishes a maximum guideline. The UL is higher than the AI and is not the recommended level of intake. The UL is the estimated maximum intake level that should not produce unwanted effects on health. The UL for fluoride intake from all sources (fluoridated water, foods, beverages, fluoride dental products and dietary fluoride supplements) is set at 0.10 mg/kg/day (milligram per kilogram of body weight per day) for infants, toddlers, and children through eight years of age. For older children and adults, who are no longer at risk for dental fluorosis, the UL for fluoride is set at

Table 2. Reference Intakes for Fluoride**Food and Nutrition Board of the Institute of Medicine 1997⁴⁰**

Age Group	Reference Weights kg (lbs)*	Adequate Intake (mg/day)	Tolerable Upper Intake (mg/day)
Infants 0-6 months	7 (16)	0.01	0.7
Infants 7-12 months	9 (20)	0.5	0.9
Children 1-3 years	13 (29)	0.7	1.3
Children 4-8 years	22 (48)	1.0	2.2
Children 9-13 years	40 (88)	2.0	10.0
Boys 14-18 years	64 (142)	3.0	10.0
Girls 14-18 years	57 (125)	3.0	10.0
Males 19 years and over	76 (166)	4.0	10.0
Females 19 years and over	61 (133)	3.0	10.0

* Value based on data collected during 1988-94 as part of the Third National Health and Nutrition Examination Survey (NHANES III) in the United States.⁴⁰

10 mg/day regardless of weight. Using the established ULs for fluoride, the amount of fluoride that can be consumed each day to reduce the risk of moderate enamel fluorosis for children through age eight, has been calculated by sex and age group (expressed as average weight).⁴⁰ (See Table 2.)

As a practical example, daily intake of 2 mg of fluoride is adequate for a 9- to 13-year-old child weighing 88 pounds (40 kg). This was calculated by multiplying 0.05 mg/kg/day (AI) times 40 kg (weight) to equal 2 mg. At the same time, that 88 pound (40kg) child could consume 10 mg of fluoride a day as a tolerable upper intake level.

Children living in a community with water fluoridation get a portion of their daily fluoride intake from fluoridated water and a portion from dietary sources which would include foods and other beverages. When considering water fluoridation, an individual must consume one liter of water fluoridated at 0.7 mg/L to receive 0.7 milligrams (0.7 mg) of fluoride. Children under six years of age, on average, consume less than one-half liter of drinking water a day.³⁵ Therefore, children under six years of age would consume, on average, less than 0.35 mg of fluoride a day from drinking optimally fluoridated water (at 0.7 mg/L).

If a child lives in a nonfluoridated area and is determined to be at high risk for tooth decay, the dentist or physician may prescribe dietary fluoride supplements.⁴¹ As shown in Table 1 “Dietary Fluoride Supplement Schedule” (See Benefits Section, Question 12.), the current dosage schedule recommends supplemental fluoride amounts that are below the AI for each age group.⁴¹ The dosage schedule was designed to offer the benefit of decay reduction with a margin of safety to prevent mild to moderate enamel fluorosis. For example, the AI for a child 3 years of age is 0.7 mg/day. The recommended dietary fluoride supplement dosage for a child 3 years of age in a nonfluoridated community is 0.5 mg/day. This provides leeway for some fluoride intake from processed foods and beverages, and other sources.

Tooth decay rates are declining in many population groups because children today are being exposed to fluoride from a wider variety of sources than decades ago.¹⁶ Many of these sources are intended for topical use only; however, some fluoride is ingested inadvertently by children.^{42,43} By reducing the inappropriate ingestion of fluoride from toothpaste, the risk of dental fluorosis can be reduced without jeopardizing the benefits to oral health.

For example, it has been reported in a number of studies that young children inadvertently swallow an average of 0.30 mg of fluoride from fluoride toothpaste at each brushing.⁴⁴⁻⁴⁸ If a child brushes twice a day, 0.60 mg of fluoride could be ingested inappropriately. This could slightly exceed the Adequate Intake (AI) values from Table 2. The 0.60 mg consumption is 0.10 mg higher than the AI value for children 6 to 12 months and is 0.10 mg lower than the AI for children from 1-3 years of age.⁴⁰ Although toothpaste is not meant to be swallowed, children could consume the daily recommended Adequate Intake amount of fluoride from toothpaste alone. In order to decrease the risk of dental fluorosis, the American Dental Association (ADA) recommends:⁴⁹

- For children younger than 3 years, caregivers should begin brushing children's teeth as soon as they begin to come into the mouth by using fluoride toothpaste in an amount no more than a smear or the size of a grain of rice (Figure 4). Brush teeth thoroughly twice per day (morning and night) or as directed by a dentist or physician. Supervise children's brushing to ensure that they use the appropriate amount of toothpaste.
- For children 3 to 6 years of age, caregivers should dispense no more than a pea-sized amount (Figure 4) of fluoride toothpaste. Brush teeth thoroughly twice per day (morning and night) or as directed by a dentist or physician. Supervise children's brushing to minimize swallowing of toothpaste.⁴⁹

➤ *Additional information on this topic can be found in this Section, Question 29.*

Figure 4. Examples of Toothpaste Amounts for Children⁴⁹



For children under three years old, use no more than a smear or grain-of-rice-sized amount of fluoride toothpaste.



For children three to six years old, use only a pea-sized amount of fluoride toothpaste.

It should be noted that the amounts of fluoride discussed here are intake, or ingested, amounts. When fluoride is ingested, a portion is retained in the body and a portion is excreted.

➤ *Addition information on this topic can be found in this Section, Question 25.*

24. Is there a need for prenatal dietary fluoride supplementation?

Answer.

There is no scientific basis to suggest any need to increase a woman's daily fluoride intake during pregnancy or breastfeeding to protect her health. At this time, scientific evidence is insufficient to support the recommendation for prenatal fluoride supplementation for decay prevention for infants.

Fact.

The Institute of Medicine determined that, "No data from human studies document the metabolism of fluoride during lactation. Because fluoride concentrations in human milk are very low (0.007 to 0.011 ppm) and relatively insensitive to differences in the fluoride concentrations of the mother's drinking water, fluoride supplementation during lactation would not be expected to significantly affect fluoride intake by the nursing infant or the fluoride requirement of the mother."⁴⁰

A 2005 a randomized, double blind study⁵⁰ compared the amount of fluoride incorporated into primary teeth exposed to prenatal and post natal fluoride supplements to primary teeth that were exposed to only postnatal fluoride. The study concluded that teeth exposed to prenatal and postnatal fluoride supplements had no additional measurable fluoride other than that attributable to postnatal fluoride alone.⁵⁰ This study confirmed the findings of a 1997 randomized, double blind study that evaluated the effectiveness of prenatal dietary supplementation which concluded that the data did not support the hypothesis that prenatal fluoride had a strong decay preventive effect on primary teeth.⁵¹

25. When fluoride is ingested, where does it go?


Answer.

Much of the ingested fluoride is excreted. Of the fluoride retained, almost all is found in calcified (hard) tissues, such as bones and teeth.

Fact.

After ingestion of fluoride, such as drinking a glass of fluoridated water, the majority of the fluoride is absorbed from the stomach and small intestine into the blood stream. This causes a short-term increase in fluoride levels in the blood. Fluoride is distributed through the body by plasma (a component of blood) to hard and soft tissues. Following ingestion, the fluoride plasma levels increase quickly and reach a peak concentration within 20–60 minutes. The concentration declines rapidly, usually approximating the baseline levels within three to six hours, due to the uptake of fluoride by calcified tissues and excretion in urine. In adults, approximately 50% of the fluoride absorbed each day becomes associated with calcified tissues within 24 hours while the remainder is excreted in the urine. Approximately 99% of the fluoride present in the body is in calcified tissues (mainly bone).⁵²

Ingested or systemic fluoride becomes incorporated into forming tooth structures. Fluoride ingested regularly during the time when teeth are developing is deposited throughout the tooth structure and contributes to long lasting protection against tooth decay.^{53–57}

 *Additional information on this topic can be found in the Benefits Section, Question 2.*

An individual's age and stage of skeletal development will affect the rate of fluoride retention. The amount of fluoride taken up by bone and retained in the body is inversely related to age. A greater percentage of fluoride is absorbed in young bones than in the bones of older adults.⁵² However, once fluoride is absorbed into bones, it is released back into plasma (a component of blood) when fluoride levels in plasma fall. This absorption and release cycle continues throughout the life span.⁵²

26. Will drinking water that is fluoridated at the recommended level adversely affect bone health?

Answer.

According to the best available science, drinking water that has been fluoridated at the recommended level does not have an adverse effect on bone health.

Fact.

Several systematic reviews have concluded that fluoride at the level used in community water fluoridation has no adverse effect on bone health. A systematic review published in 2000 concluded that there was no clear association between water fluoridation and hip fracture.⁵⁹ Twenty-nine studies that looked at the association between bone fracture/ bone development and water fluoridation were included in the review. The evidence regarding other types of bone fractures was similar.⁵⁹ A systematic review published in 2017¹⁰ concurred with the earlier review concluding that there is evidence that fluoridated water at recommended levels is not associated with bone fracture.¹⁰

In addition to the systematic reviews, a number of individual studies have investigated the bone health of individuals residing in communities with fluoride in drinking water at the recommended levels and higher than recommended levels. Most of these studies have focused on whether there exists a possible link between fluoride and bone fractures. Additionally, the possible association between fluoride and bone cancer has been studied. None of the studies provide a legitimate reason for altering public health policy regarding fluoridation and bone health concerns.

The following studies, listed in chronological order, add to the body of evidence indicating that there is no association between consumption of optimally fluoridated water and bone fracture.

The Iowa Fluoride Study/Iowa Bone Development Study⁶⁰ looked at the association of fluoride intake with bone measures (bone mineral content and bone mineral density) in a cohort of Iowa children. Assessment of the participants' dietary fluoride intake had been ongoing since birth with parents completing detailed fluoride questionnaires at numerous time periods through 15 years of age. These children had combined fluoride intake estimated from a number of sources including water, other beverages, selected

foods, dietary fluoride supplements and fluoride toothpaste. Estimated fluoride intake was noted during different time periods and cumulatively from birth to 15 years of age. The findings indicate that fluoride exposures at typical levels for most U.S. adolescents in fluoridated areas do not have significant effects on bone mineral measures. These findings are generally comparable with those from the analyses of this cohort at age 11 years.⁶¹ During the intervening 4 years, cohort members generally experienced a substantial increase in bone mass accrual. For example, mean whole-body bone mineral content showed mean increases of approximately 61% in females and 96% in males. Despite the acceleration of bone growth near puberty, the associations between fluoride intake and bone outcome measures remained weak and none was significant after adjustment for other variables.⁶⁰

In one of the largest studies of its kind with nearly half a million subjects, Swedish researchers looked at residents' chronic consumption of various levels of fluoride and the risk of hip fracture. All individuals born in Sweden between January 1, 1900 and December 31, 1919, alive and living in their municipality of birth at the time of the start of follow-up, were eligible for the study. Information on the study population was linked to the Swedish health registers. Estimated individual drinking water fluoride exposure was stratified into 4 categories: very low, < 0.3 mg/L; low, 0.3 to 0.69 mg/L; medium, 0.7 to 1.49 mg/L; and high, ≥ 1.5 mg/L. Published in 2013, the researchers found Swedish residents chronically exposed to various levels of fluoride in drinking water did not show any differences in rates of either hip fracture or low-trauma osteoporotic hip fracture due to fluoride exposure.⁶²

A study published in 2005 evaluated the bone mineral density levels and rate of bone fracture of 1,300 women living in three separate communities. To be included in the study, the women had to be ambulatory. The ages of the women ranged from 20 years to 92 years. The size and demographics of the three communities were similar. One part of the study looked at whether fluoride was associated with adverse bone-related outcomes. The study measured fluoride serum levels, fluoride exposure, and bone metabolism as related to fluoride exposure and fluoride's interaction with other important bone factors including age, menopause status and medications. The study concluded that long-term exposure to fluoride was not associated with adverse effects on bone health.⁶³

A study published in 2001⁶⁴ examined the risk of bone fractures, including hip fractures associated with long-term exposure to fluoridated water in six Chinese populations. The water fluoride concentrations ranged from 0.25 to 7.97 mg/L. A total of 8,266 male and female subjects, all of whom were 50 years old or older participated in the study. The results showed an interesting and potentially important finding regarding overall bone fractures. Whereas there appeared to be a trend for higher fracture rates from 1.00 to 4.00 mg/L, the fracture rate in the 1.00 to 1.06 mg/L category was lower than the rate in the category with the lowest fluoride intake (0.25 to 0.34 mg/L). The study concluded that long-term fluoride exposure from drinking water containing 4.32 mg/L or more increases the risk of overall bone fracture, as well as hip fracture, while water fluoride levels of 1.0 to 1.06 mg/L decreased the risk of overall fractures relative to negligible fluoride in water.⁶⁴ (Note that 4.32 mg/L is more than six times the fluoride level currently recommended for community water fluoridation in the United States).

While a number of studies reported findings at a population level, both the Hillier and Phipps studies published in 2000, examined risk on an individual, rather than a community basis, taking into account other risk factors such as medications, age of menopause, alcohol consumption, smoking, dietary calcium intake and physical activity. Using these more rigorous study designs, these two studies reported no effect of the risk of hip fracture⁶⁵ and no increase in the risk of hip fracture in those drinking fluoridated water,⁶⁶ respectively.

According to the best available science, drinking water that has been fluoridated at the recommended level does not have an adverse effect on bone health.

27. What is dental fluorosis or enamel fluorosis?

Answer.

Dental fluorosis is a change in the appearance of the tooth enamel that only occurs when younger children consume too much fluoride, from all sources, over long periods when teeth are developing under the gums.³⁶ In the United States, most commonly these changes are not readily apparent to the affected individual or casual observer and require a trained specialist to detect. This type of dental fluorosis found in the United States has no effect on tooth function and can make the teeth more resistant to decay.⁶⁷ Photographs of mild dental fluorosis can be viewed at <https://www.ADA.org/en/member-center/oral-health-topics/fluoride-topical-and-systemic-supplements>. (Note that mild dental fluorosis is generally less evident than on these photographs. This is because the teeth were dried very well to improve the photography and this makes the mild dental fluorosis stand out, but if the tooth had saliva on it as it usually does, then it would be less noticeable.)

Fact.

The crown of the tooth (the part covered in enamel) is formed under the gums before the teeth erupt. Enamel formation of permanent teeth, other than third molars (wisdom teeth), occurs from about the time of birth until approximately eight years of age.⁶⁸ Because dental fluorosis occurs only while teeth are forming under the gums, teeth that have erupted are not at risk for dental fluorosis; therefore, older children and adults are not at risk for the development of dental fluorosis.⁶⁹ It should be noted that there are many other developmental changes that affect the appearance of tooth enamel which are not related to fluoride intake. In other words, not all opaque or white blemishes on teeth are caused by fluoride. Furthermore, dental fluorosis occurs among some people in all communities, even in communities that do not have community water fluoridation, or that have a low natural concentration of fluoride in their drinking water.⁷⁰⁻⁷²

Classification of Dental Fluorosis

Dental fluorosis has been classified in a number of ways. One of the most widely used classifications was developed by Dean in 1942.⁷³ (See Table 3.)

In using Dean's Fluorosis Index, each tooth in an individual's mouth is rated according to the fluorosis

index in Table 3. The individual's dental fluorosis score is based upon the most severe form of fluorosis recorded for two or more teeth. Dean's Fluorosis Index, which has been used since 1942, remains popular for prevalence studies in large part due to its simplicity and the ability to make comparisons with findings from a number of earlier studies.⁷⁴

In 2010, a report by the U.S. National Center for Health Statistics described the prevalence and changes in prevalence and severity of dental fluorosis in the United States and among adolescents between 1986–1987 and 1999–2004.⁷⁵ According to the report, in 1999 to 2004, 40.7% of adolescents had dental fluorosis. It should be noted that dental fluorosis can occur not only from fluoride intake from water but also from fluoride products, such as toothpaste, mouthrinses and excessive use of fluoride supplements during the ages when teeth are forming. A 1994 analysis of five studies showed that the amount of dental fluorosis attributable to water fluoridation at 1.0 mg/L was approximately 13%.⁷⁶ In other words, at that time the amount of dental fluorosis would have been reduced by only 13% if water was not fluoridated. Now it would be less of a reduction, since fluoridation uses the lower level of 0.7 mg/L. The majority of dental fluorosis in the U.S. is caused by the inappropriate ingestion of fluoride products.⁷⁶

The vast majority of dental fluorosis in the United States is the very mild or mild type. This type of dental fluorosis is not readily apparent to the affected individual or casual observer and often requires a trained specialist to detect. In contrast, the moderate and severe forms of dental fluorosis, characterized by esthetically (cosmetically) objectionable changes in tooth color and surface irregularities, respectively, are not common in the United States. Most investigators regard even the more advanced forms of dental fluorosis as a cosmetic effect rather than a functional adverse effect.⁴⁰ In 1993, the U.S. Environmental Protection Agency, in a decision supported by the U.S. Surgeon General, determined that objectionable dental fluorosis is a cosmetic effect with no known health effects.⁷⁷ However, in 2003, the EPA requested that the National Research Council (NRC) evaluate the adequacy of its MCLG for fluoride to protect public health. A committee was convened to review recent evidence and eventually developed the 2006 report titled, *Fluoride in Drinking Water — A Scientific Review of the EPA's Standards*.⁹ As part of that report, a majority of the committee members found severe dental fluorosis to be an adverse health

effect based on suggestive but inconclusive evidence that severe dental fluorosis (characterized by pitting of the enamel) increased the risk of tooth decay. All members of the committee agreed that the condition damages the tooth and that the EPA standard should prevent the occurrence of this unwanted condition. The prevalence of severe enamel fluorosis is very low below 2 mg/L of fluoride in drinking water in the U.S.⁹

 *Additional information on this topic can be found in this Section, Questions 20 and 21.*

The vast majority of dental fluorosis in the United States is the very mild or mild type. This type of dental fluorosis is not readily apparent to the affected individual or casual observer and often requires a trained specialist to detect.

Limited research on the psychological effects of dental fluorosis on children and adults has been conducted. However, a 2009 literature review that assessed the relationships between perceptions of dental appearance/oral health related quality of life (OHRQoL) and dental fluorosis concluded that very mild to mild dental fluorosis has little impact and in some cases evidence suggested enhanced quality of life with mild dental fluorosis.⁷⁸ When evaluating the oral health related quality of life of children by tooth decay (cavities) and dental fluorosis experience, a 2007 study concluded that cavities were associated with a negative impact while mild dental fluorosis had a positive impact on children's and parents' quality of life.⁷⁹

Very mild to mild dental fluorosis has no effect on tooth function and can make the tooth enamel more resistant to decay. A study published in 2009⁶⁷ investigated the relationship between dental fluorosis and tooth decay in U.S. schoolchildren. The study concluded that teeth with dental fluorosis were more resistant to tooth decay than were teeth without dental fluorosis. Not only should the cavity preventive benefits of fluoridation be considered when evaluating policy to introduce or retain water fluoridation, but the cavity preventive benefits of mild dental fluorosis should also be considered.⁶⁷

Very mild to mild dental fluorosis has no effect on tooth function and can make the tooth enamel more resistant to decay.

A report published in 2010⁷⁵ described the prevalence (total percentage of cases in a population) of dental fluorosis in the United States and discussed the changes in the prevalence and severity of dental fluorosis among adolescents between 1986-1987 and 1999-2004. The report used data from the National Health and Nutrition Examination Survey (NHANES) 1999-2004 and the 1986-1987 National Survey of Oral Health in U.S. School Children. The data represented persons from 6 to 49-years of age and varied races and ethnicities including non-Hispanic black and Mexican-American persons. The oral exams for both surveys were conducted by trained dental examiners and included a dental fluorosis assessment of permanent teeth. The Dean's Fluorosis Index was used to determine the prevalence and severity of dental fluorosis.

The data published in 2010⁷⁵ showed that less than one-quarter of persons aged 6-49 in the United States had some form of dental fluorosis. For the remaining three-quarters of persons in this age group, 60.6% were unaffected by dental fluorosis and 16.5% were classified as having questionable dental fluorosis. The percent distribution of the types of dental fluorosis in persons aged 6-49 years observed was:

Very mild fluorosis	16.0%
Mild fluorosis	4.8%
Moderate fluorosis	2.0%
Severe fluorosis	less than 1%

While moderate and severe dental fluorosis comprise less than 3% of dental fluorosis in all persons aged 6-49, the prevalence of moderate or severe dental fluorosis in this age group comprised a very small portion (less than 10%) of the total number of all cases of dental fluorosis. In other words, approximately 90% of all dental fluorosis observed was very mild to mild form.⁷⁵

In regards to dental fluorosis in adolescents, children aged 12-15 years in 1999-2004 had higher prevalence of dental fluorosis compared with the same aged children in 1986-1987.⁷⁵

In reviewing this report,⁷⁵ it should be noted that dental fluorosis was not assessed in NHANES 1988–1994 and so it was not possible to compare the NHANES 1999–2002 to the earlier NHANES report. The only other previously collected national data on dental fluorosis were the 1986–1987 National Institute of Dental Research (NIDR) National Survey of Oral Health in U.S. School Children. Differences in study design between NIDR 1986–1987 and NHANES 1999–2002 should be considered when drawing inferences about changes in prevalence and severity of enamel fluorosis.⁷⁵ Examples of differences in these two surveys include but are not limited to:

- NIDR survey is a school-based survey while the NHANES is a household survey.
- NHANES did not collect residential histories; NIDR did gather residential histories but it is unknown if NIDR reported dental fluorosis data only for those with a single residence history.
- NIDR collected water samples from schools for fluoride analysis; NHANES did not collect water samples for analysis until the 2013–14 survey cycle.

As defined in Table 3, very mild dental fluorosis is characterized by small opaque, paper-white areas covering less than 25% of the tooth surface. The risk of teeth forming with the very mildest form of dental fluorosis must be weighed against the benefit that the individual will have fewer cavities thus saving dental treatment costs, avoiding patient discomfort and reducing tooth loss.^{81,82} In addition, the risk of dental fluorosis can be viewed as an alternative to having tooth decay,⁸³ which is a disease that causes cosmetic problems, pain, missed school and work, and can lead to infection and, in advanced cases, life-threatening health effects. This is in contrast to dental fluorosis which is not a disease and is not life-threatening.

The risk of teeth forming with the very mildest form of dental fluorosis must be weighed against the benefit that the individual will have fewer cavities thus saving dental treatment costs, avoiding patient discomfort and reducing tooth loss.

Table 3. Dental Fluorosis Classification by H.T. Dean – 1942⁷⁵

Classification	Criteria-Description of Enamel
Normal	Smooth, glossy, pale creamy-white translucent surface
Questionable	A few white flecks or white spots
Very Mild	Small opaque, paper-white areas covering less than 25% of the tooth surface
Mild	Opaque white areas covering less than 50% of the tooth surface
Moderate	All tooth surfaces affected; marked wear on biting surfaces; brown stain may be present
Severe	All tooth surfaces affected; discrete or confluent pitting; brown stain present

28. Is it safe to use fluoridated water to reconstitute infant formula?

Answer.

It is safe to use fluoridated water to reconstitute infant formula.

Fact.

Fluoridated water can be used to prepare infant formula. However, if the child is exclusively consuming infant formula reconstituted with fluoridated water, there could be an increased chance of mild dental fluorosis.⁸⁶ To lessen this chance, parents can use low-fluoride bottled water some of the time to mix infant formula. These bottled waters are labeled as de-ionized, purified, demineralized, or distilled. However, parents should be aware that using these types of waters exclusively means an infant does not receive the amount of fluoride the Institute of Medicine indicated is required to prevent tooth decay.⁴⁰ On the other hand, the exclusive use of nonfluoridated water to reconstitute infant formula will not guarantee that an infant will not develop dental fluorosis. The chance of development of dental fluorosis exists through approximate eight years of age when the permanent teeth are still forming under the gums. Fluoride intake from other sources during this time such as toothpaste, mouthrinse and dietary fluoride supplements also contributes to the chance of dental fluorosis for children living in nonfluoridated and fluoridated communities.⁸⁴

In response to the report of the National Research Council (NRC) *Fluoride in Drinking Water: A Scientific Review of EPA's Standards*⁹ in November 2006, and with an abundance of caution, the ADA issued the *Interim Guidance on Fluoride Intake for Infants and Young Children* (Interim Guidance). **The Interim Guidance is no longer current and has been replaced.** Unfortunately, those opposed to fluoridation continue to publicize and use the Interim Guidance in efforts to halt fluoridation.

The *Interim Guidance* was replaced in January 2011 by the ADA *Evidence-Based Clinical Recommendations Regarding Fluoride Intake From Reconstituted Infant Formula and Enamel Fluorosis A Report of the American Dental Association Council on Scientific Affairs*.⁸⁴ The report encourages clinicians to follow the American Academy of Pediatrics guidelines for infant nutrition which advocates exclusive breastfeeding until the child is aged 6 months and continued breastfeeding until the

child is at least 12 months of age, unless specifically contraindicated. Additionally, the ADA report, designed for use by clinical practitioners, offers the following suggestions to practitioners to use in advising parents and caregivers of infants who consume powdered or liquid concentrate infant formula as the main source of nutrition:⁸⁴

- Suggest the continued use of powdered or liquid concentrate infant formulas reconstituted with optimally fluoridated drinking water while being cognizant of the potential risk of enamel fluorosis development.⁸⁹
- When the potential risk of enamel fluorosis development is a concern, suggest ready-to-feed formula or powdered or liquid concentrate formula reconstituted with water that either is fluoride free or has low concentrations of fluoride.⁸⁴

It should be noted that the Centers for Disease Control and Prevention,⁸⁵ as well as other agencies, such as the U.S. Department of Health and Human Services,⁸⁶ American Public Health Association,⁸⁷ and health departments such as the New York State Health Department⁸⁸ provide similar information regarding the use of fluoridated water to reconstitute infant formula.

29. What can be done to reduce the occurrence of dental fluorosis in the U.S.?

Answer.

The vast majority of enamel fluorosis in the United States can be prevented by limiting the ingestion of topical fluoride products (such as toothpaste) and recommending the appropriate use of dietary fluoride supplements — without denying young children the decay prevention benefits of community water fluoridation.

Fact.

Tooth decay has decreased substantially in the United States because more children today are benefitting from access to fluoride which is available from a wider variety of sources than decades ago. Many of these sources are intended for topical use only; however, when they are used, some fluoride is inadvertently swallowed by children.^{42,43,89} Inappropriate ingestion of topical fluoride can be minimized, thus reducing the risk for dental fluorosis without reducing decay prevention benefits.


Fluoride Toothpaste

Fluoride toothpastes are effective in helping to prevent tooth decay but have been identified as a major risk factor for enamel fluorosis when used inappropriately.^{42,43,89}

In order to decrease the risk of dental fluorosis, the American Dental Association (ADA) recommends:⁴⁹

- For children younger than 3 years, caregivers should begin brushing children's teeth as soon as they begin to come into the mouth by using fluoride toothpaste in an amount no more than a smear or the size of a grain of rice. (See Figure 4 in Question 23.) Brush teeth thoroughly twice per day (morning and night) or as directed by a dentist or physician. Supervise children's brushing to ensure that they use the appropriate amount of toothpaste.
- For children 3 to 6 years of age, caregivers should dispense no more than a pea-sized amount (Figure 4) of fluoride toothpaste. Brush teeth thoroughly twice per day (morning and night) or as directed by a dentist or physician. Supervise children's brushing to minimize swallowing of toothpaste.

The reason for including age information on directions for use for fluoride toothpaste is because it takes into account the ages during which teeth are most susceptible to dental fluorosis (during the time when the teeth are forming under the gums). Additionally, until approximately six years of age, children have not developed the full ability to spit and not swallow toothpaste. Inadvertently swallowing toothpaste during brushing can increase the risk of dental fluorosis. After age eight, the enamel formation of permanent teeth (with the exception of the third molars) is basically complete;⁶⁸ therefore, the risk of developing dental fluorosis is over. Because dental fluorosis occurs while teeth are forming under the gums, individuals whose teeth have erupted are not at risk for enamel fluorosis.

 *Additional information on this topic can be found in this Section, Question 27.*

Numerous studies have established a direct relationship between young children brushing with more than a pea-sized amount of fluoride toothpaste and the risk of very mild or mild dental fluorosis in both fluoridated and nonfluoridated communities.^{42,43,48,71,89} It was noted that 34% of the dental fluorosis cases in a nonfluoridated community were explained by children having brushed with fluoride toothpaste more than

once per day during the first two years of life.⁹⁰ In the optimally fluoridated community, 68% of the fluorosis cases were explained by the children using more than a pea-sized amount of toothpaste during the first year of life.⁹⁰ However, recognizing that the risk tooth decay can start before a child's first birthday, it is considered important to begin using a fluoride toothpaste when the child's first tooth appears in the mouth.⁴⁹


Dietary Fluoride Supplements

A systematic review published in 2006 concluded that the use of supplements during the first six years of life, and especially during the first three years, is associated with a significant increase in dental fluorosis.⁹¹

Dietary fluoride supplements should only be prescribed for children at high risk for tooth decay who live in nonfluoridated areas.⁴¹

Dietary fluoride supplements should be prescribed according to the dosage schedule found in the *Evidence-based Clinical Recommendations on the Prescription of Dietary Fluoride Supplements for Caries Prevention: A Report of the American Dental Association Council on Scientific Affairs published in 2010*.⁴¹ The current dietary fluoride supplement schedule⁴¹ is shown in the Benefits Section, Question 12, Table 1.

Determination of the level of risk for tooth decay is accomplished through the use of a professional caries risk assessment that assists the health provider identify and assess factors that could contribute to the development of cavities.⁴¹ A child's caries (cavity) risk should be assessed on a routine basis because risk status can be affected by changes in the child's development, home conditions, dietary regimen and oral hygiene practices. Additional information on caries risk assessments can be found on the ADA website.⁹² Because of the many sources of fluoride in the diet, proper prescribing of fluoride supplements can be complex. It is suggested that all sources of fluoride be evaluated with a thorough fluoride history before supplements are prescribed for a child.⁴¹ This evaluation should include testing of the home water supply if the fluoride concentration is unknown. Families on community water systems should contact their water supplier to ask about the fluoride level. Consumers with private wells should have the water tested yearly to accurately determine the fluoride content.

 *Additional information on this topic can be found in the Benefits Section, Question 4.*

Dietary fluoride supplements can be considered for infants and children aged 6 months to 16 years. Compliance with the daily administration of the supplement will enhance the cavity prevention benefits. Providers should consider and monitor the ability of the caregiver and child to adhere to the schedule. If compliance is an issue, another mode of fluoride delivery should be considered.⁴¹


Use of Over the Counter Fluoride-Containing Dental Products in the Home

Parents, caretakers and health care professionals should judiciously monitor use of all fluoride-containing dental products by children under age six. As is the case with any therapeutic product, more is not always better. The same is true for most products found in the medicine cabinet; care should be taken to adhere to label directions on fluoride prescriptions and over-the-counter products (e.g., fluoride toothpastes and rinses).

The ADA recommends the use of fluoride mouthrinses, but not for children less than six years of age because they may swallow the rinse.⁹³ These products should be stored out of the reach of children. Additional information regarding the use of mouthrinses can be found on the ADA website.⁹³

Drinking Water That Has Been Fluoridated at the Recommended Levels

In 2015, the U.S. Public Health Service made a recommendation on the level of fluoride to be used in water fluoridation (0.7mg/L) to provide the best balance of protection from tooth decay while limiting the risk of dental fluorosis.¹⁶


 *Additional information on this topic can be found in this Section, Question 19.*

Drinking Water With High Levels of Naturally Occurring Fluoride

In areas where naturally occurring fluoride levels in ground water are higher than 2 mg/L, the U.S. EPA has recommended that consumers should consider action to lower the risk of dental fluorosis for young children such as providing drinking water from an alternative source.³²

Families with young children on community water systems should contact their water suppliers to ask about the fluoride level in their drinking water. Consumers with private wells should have the water tested yearly to accurately determine the fluoride content. Consumers should consult with their dentist regarding water-testing results and discuss appropriate dental health care measures.

In homes where young children (with developing permanent teeth) are faced with consuming water with a fluoride level greater than 2 mg/L, families should use an alternative primary water source that contains the recommended level of fluoride for drinking and cooking.³²

 *Additional information on this topic can be found in this Section, Question 21.*

30. Why is there a warning label on a tube of fluoride toothpaste?

Answer.

The U.S. Food and Drug Administration (FDA) has established regulations for warning labels for a number of over-the-counter items it considers safe and effective including fluoride toothpaste.

Fact.

The FDA has published regulations regarding warning labels for over-the-counter (OTC) drugs in the Code of Federal Regulations (CFR).⁹⁴ All the non-prescription drugs covered by these regulations must display the general warning “Keep out of the reach of children” in bold type. The regulations outline three additional warning statements (based on the most likely route of exposure) to be listed on the label in the event the drug is misused. While they vary slightly, they all include the following language: “...get medical help or contact a Poison Control Center right away.”⁹⁴

In the CFR, the FDA has outlined the drug categories to be covered by these warning labels.⁹⁵ Some of the 26 categories include antacids, allergy treatment products, antiperspirants, cold remedies, ophthalmic products and dentifrices and dental products such as analgesics, antiseptics, etc.⁹⁵

A specific FDA regulation⁹⁶ applies to “Anticaries Drug Products for Over-The-Counter Human Use” which provides the exact language for the warning label to be used on “fluoride dentifrice (gel, paste, and powder) products.” The regulation requires the following language appear on these products under the heading “Warning”:

“Keep out of reach of children under 6 years of age. [highlighted in bold type] If more than used for brushing is accidentally swallowed, get medical help or contact a Poison Control Center right away.”⁹⁶

The over-the-counter (OTC) drugs listed in these regulations are generally recognized as safe and effective by the FDA.⁹⁴ Fluoride toothpaste is just one of a long list of OTC products that carries a warning label.

The over-the-counter (OTC) drugs listed in these regulations are generally recognized as safe and effective by the FDA. Fluoride toothpaste is just one of a long list of OTC products that carries a warning label.

While the FDA has required such label language since 1997, the ADA has required manufacturers seeking the ADA Seal of Acceptance to place a label on fluoride toothpaste since 1991 to help ensure proper use and thereby reduce the risk of dental fluorosis. At that time, the ADA required the label to include: “Do not swallow. Use only a pea-sized amount for children under six. To prevent swallowing, children under six years of age should be supervised in the use of toothpaste.”

Additionally, to ensure children’s safety, the ADA limits the total amount of fluoride allowed in any one tube of ADA-Accepted toothpaste. If a child were to ingest an entire tube of fluoride toothpaste at one time, the total fluoride content of a single tube is not enough to cause a fatal event. In fact, because of some of the (non-fluoride) additives in toothpaste, a child attempting to ingest a tube of toothpaste would most likely vomit before they could eat enough to become seriously ill.

31. Is fluoride, as provided by community water fluoridation, a toxic substance?

Answer.

No. Fluoride in water at the recommended level is not toxic according to the best available scientific evidence.


Fact.

Toxicity is related to dose. While large doses of fluoride could be toxic, it is important to recognize the difference between the effect of a massive dose of an extremely high level of fluoride versus the fluoride level currently recommended for public water systems. Like many common substances essential to life and good health — salt, iron, vitamins A and D, chlorine, oxygen and even water itself — fluoride can be toxic in massive quantities. Fluoride at the much lower recommended concentrations (0.7 mg/L) used in community water fluoridation is not harmful or toxic.¹⁶

Fluoride at the much lower recommended concentrations (0.7 mg/L) used in community water fluoridation is not harmful or toxic.

The single dose (consumed all at one time) of fluoride that could cause acute fluoride toxicity is 5 mg/kg of body weight (11mg/kg of body weight of sodium fluoride).⁹⁷ This dose is considered the probably toxic dose (PTD) which “is defined as the minimum dose that could cause serious or life-threatening systemic signs and symptoms and that should trigger immediate therapeutic intervention and hospitalization.”⁹⁷ Acute fluoride toxicity occurring from the ingestion of optimally fluoridated water is impossible.⁹⁷ With water fluoridated at 1 mg/L, an individual would need to drink five (5) liters of water for every kilogram of body weight. For example, for an adult male (155 pound/70.3 kilogram man), it would require that he consume more than 350 liters (nearly 93 gallons) of water at one time to reach an acute fluoride dose. With optimally fluoridated water now set at 0.7 mg/L, it would take almost 30% more, or nearly 120 gallons (more than 1,900 eight ounce glasses) of water at one time to reach the acute dose.

Chronic fluoride toxicity can develop after 10 or more years of exposure to very high levels of fluoride, levels much higher than what is associated with drinking water fluoridated at recommended levels. The primary functional adverse effect associated with long-term excess fluoride intake is skeletal fluorosis.^{40,58} The development of skeletal fluorosis and its severity is directly related to the level and duration of fluoride intake. For example, the ingestion of water naturally fluoridated at approximately 5 mg/L or greater for 10 years or more is needed to produce clinical signs of osteosclerosis (a mild form of skeletal fluorosis that can be seen as a change in bone density on x-rays) in the general population. In areas naturally fluoridated at 5 mg/L, daily fluoride intake of 10 mg/day would not be uncommon.⁴⁰ A survey of X-rays from 170,000 people in Texas and Oklahoma whose drinking water had naturally occurring fluoride levels of 4 to 8 ppm revealed only 23 cases of osteosclerosis and no cases of crippling skeletal fluorosis.⁹⁸ Evidence of advanced skeletal fluorosis, or crippling skeletal fluorosis, was not seen in communities in the United States where water supplies contained up to 20 mg/L of naturally occurring fluoride.^{40,99} In these communities, “daily fluoride intake of 20 mg/day would not be uncommon.”⁴⁰ Crippling skeletal fluorosis is extremely rare in the United States and is not associated with water fluoridated at the recommended level.^{40,58}

 *Additional information on this topic can be found in this Section, Question 26.*

The Environmental Protection Agency (EPA) identifies the most serious hazardous waste sites in the nation. These sites make up the Superfund: National Priorities List (NPL) and are the sites targeted for long-term federal cleanup activities.¹⁰⁰ The Agency for Toxic Substances and Disease Registry (ATSDR) prepares toxicological profiles for hazardous substances that describe the effects of exposure from chemicals found at these sites and acute releases of these hazardous substances.¹⁰¹ The ATSDR provides answers to the most frequently asked questions about exposure to hazardous substances found around hazardous waste sites and the effects of exposure on human health. The Toxicological Profile for Fluorides, Hydrogen Fluoride and Fluorine indicates that subsets of the population could be unusually susceptible to the toxic effects of fluoride and its compounds at high doses, such as what might be encountered in the cleanup of a chemical spill. However, there are no data to suggest that exposure to the low levels of fluoride associated with community

water fluoridation would result in adverse effects in these potentially susceptible populations.¹⁰¹ The ATSDR’s Public Health Statement on Fluorides states that “when used appropriately, fluoride is effective in preventing and controlling dental caries.”¹⁰²

While large doses of fluoride could be toxic, it is important to recognize the difference in the effect of a massive dose of an extremely high level of fluoride versus the recommended amount of fluoride found in optimally fluoridated water. The implication that fluoride in large doses and fluoride in trace amounts have the same effect is completely unfounded. Many substances in widespread use are very beneficial in small amounts while toxic in large quantities.

The possibility of adverse health effects from continuous low level consumption of fluoride over long periods has been studied extensively. As with other nutrients, fluoride is safe and effective when used and consumed properly. No charge against the safety of fluoridation has ever been substantiated by generally accepted scientific knowledge. After more than 70 years of research and practical experience, the best available scientific evidence indicates that fluoridation of community water supplies is safe.

After more than 70 years of research and practical experience, the best available scientific evidence indicates that fluoridation of community water supplies is safe.

32. Does drinking water fluoridated at the recommended levels cause or accelerate the growth of cancer?

Answer.

According to the best available scientific evidence, there is no association between cancer rates in humans and drinking water that is fluoridated at the recommended levels.

Fact.

Since community water fluoridation was introduced in 1945, more than 50 epidemiologic studies in different populations and at different times have failed to demonstrate an association between fluoridation and the risk of cancer.¹ Studies have been conducted

in the United States,¹⁰³⁻¹⁰⁸ Japan,¹⁰⁹ the United Kingdom,¹¹⁰⁻¹¹² Canada¹¹³ and Australia.¹¹⁴ In addition, over the years, a number of independent bodies from around the world have conducted extensive reviews of the scientific literature and concluded that there is no relationship between fluoridation and cancer.^{1,2,4,59,115} At the beginning of the Safety Section in Question 17, a number of recent reviews are listed that have also concluded there is no relationship between fluoridation and cancer.^{10,11,13,15-18,20,21} Clearly, the best available science indicates there is no association between fluoridation and cancer.

Clearly, the best available science indicates there is no association between fluoridation and cancer.

Many of the questions about a possible association between fluoride and cancer center around a form of bone cancer called osteosarcoma. This topic is covered in the next question.

In October 2011, the California Office of Environmental Health Hazard Assessment (OEHHA) through its Carcinogen Identification Committee (CIC) determined that fluoride does not cause cancer. The review was part of California's Proposition 65 listing process.¹¹⁶ Proposition 65 was enacted in 1986 with the intent to protect California citizens and the State's drinking water sources from chemicals known to cause cancer, birth defects or other reproductive harm and to inform citizens about exposure to such chemicals. It requires the Governor to publish, at least annually, a list of chemicals known to the state to cause cancer or reproductive toxicity. The OEHHA administers meetings of the CIC and the list of items to be reviewed through the Proposition 65 process. On May 29, 2009, fluoride was selected by OEHHA for review by the CIC. Due to widespread exposure to fluoride, it was identified as one of five high priority chemicals to be evaluated. A public comment period followed. On July 8, 2011, as the next step in the Proposition 65 process, the CIC released a hazard identification document, "Evidence on the Carcinogenicity of Fluoride and its Salts". It was used by the CIC in its deliberations on whether fluoride should be listed as a carcinogen under Proposition 65. A second public comment period followed. At a public meeting on October 12, 2011, the CIC

heard additional testimony and then voted on the question, "Do you believe that it has been clearly shown, through scientifically valid testing according to generally accepted principles, that fluoride causes cancer?" The CIC's vote was unanimous (6-0) that fluoride had not been clearly shown to cause cancer.¹¹⁷

On its website, the American Cancer Society (ACS) provides a page titled, "Water Fluoridation and Cancer Risk."¹¹⁸ In question and answer format, the ACS provides basic information regarding fluoridation as well as information on a number of studies that examined the possible association between fluoridation and cancer — many of which are referenced in the opening paragraph of this Safety Section. Near the bottom of the ACS web page, under the header "Assessments by Expert Groups" is this paragraph:

The general consensus among the reviews done to date is that there is no strong evidence of a link between water fluoridation and cancer. However, several of the reviews noted that further studies are needed to clarify the possible link.¹¹⁸

33. Does fluoridated water cause osteosarcoma?

Answer.

No. The best available scientific evidence shows that fluoridated water does not cause osteosarcoma.

Fact.

In 2016, the American Society of Clinical Oncology estimated that a total of 1,000 people, including 450 children and teens younger than 20, would be diagnosed with osteosarcoma (a form of bone cancer) in the United States during the year. About 2% of all childhood cancers are osteosarcoma which most often affects those between the ages of 10 and 30. Osteosarcoma is about 50% more common in boys than girls. The 5-year survival rate for children and teens with osteosarcoma that is only in one place at the time of diagnosis is 70%.¹¹⁹

In 2014, researchers from England published the largest study ever conducted examining the possible association between fluoride in drinking water and risk of osteosarcoma or Ewing sarcoma. Analyzing 2,566 osteosarcoma cases and 1,650 Ewing's sarcoma cases from 1980 to 2005, the study found that higher

levels of natural or adjusted fluoride in drinking water in Great Britain (England, Scotland and Wales) had no impact on the incidence of either osteosarcoma or Ewing's sarcoma in people aged 0–49. Water fluoride levels ranged from near zero to a maximum of approximately 1.26 ppm.¹²⁰

A case-control study¹²¹ published in 2011 found no significant association between the fluoride levels in bone and osteosarcoma risk. Led by a Harvard researcher, the study analyzed fluoride levels in bone samples from 137 patients with primary osteosarcoma and bone samples from 51 patients with other newly-diagnosed malignant bone tumors who served as a control group. Conducted in nine U.S. hospitals over an eight-year period (1993 and 2000), the study was considered the most extensive to date on the issue. The vast majority of fluoride in the body is located in calcified tissue such as bone. The study hypothesized that if chronic exposure to fluoride was a risk factor for osteosarcoma, then those cases would have a significantly higher level of fluoride in bone than the controls. This was not the case. The major advantage of this study was the ability to use actual bone fluoride levels as a measure of fluoride intake rather than estimating fluoride exposure. Focusing on fluoride intake from water as a primary source of fluoride, in earlier studies^{122,123} members of the research team noted the difficulty in obtaining accurate information on fluoride levels of drinking water at the subjects' homes. Even when accurate information could be obtained, that information did not reflect actual consumption of water by the study subjects. Funding for the study came from three agencies of the National Institutes of Health — the National Cancer Institute, the National Institute of Environmental Health Sciences and the National Institute of Dental and Craniofacial Research.¹²¹

The best available scientific evidence shows that fluoridated water does not cause osteosarcoma (a form of bone cancer).

34. Does fluoride, as provided by community water fluoridation, inhibit the activity of enzymes in humans?

Answer.

The best available scientific evidence demonstrates that the recommended levels of fluoride in drinking water, has no effect on human enzyme activity.

Fact.

Enzymes are organic compounds that promote chemical change in the body. The best available scientific evidence has not indicated that water fluoridated at the recommended levels has any influence on human enzyme activity. There are no available data to indicate that, in humans drinking water fluoridated at the recommended levels, the fluoride affects enzyme activities with toxic consequences.¹²⁴ The World Health Organization report, *Fluorides and Human Health* states, "No evidence has yet been provided that fluoride ingested at 1 ppm in the drinking water affects intermediary metabolism of food stuffs, vitamin utilization or either hormonal or enzymatic activity."¹²⁵

In 2006, the National Research Council Report stated that the available data were not sufficient to draw any conclusions about potential effects or risks to liver enzymes from low-level long-term fluoride exposures such as those seen with community water fluoridation.⁹

The concentrations of fluoride used in laboratory studies to produce significant inhibition of enzymes are hundreds of times greater than the concentration present in body fluids or tissues.¹²⁶ While fluoride could affect enzymes in an artificial environment outside of a living organism in the laboratory, it is unlikely that adequate cellular levels of fluoride to adversely alter enzyme activities would be attainable in a living organism. The two primary physiological mechanisms that maintain a low concentration of fluoride ion in body fluids are the rapid excretion of fluoride by the kidneys and the uptake of fluoride by calcified tissues.⁵²

35. Does the ingestion of optimally fluoridated water adversely affect the thyroid gland or its function?

Answer.

The best available scientific evidence indicates optimally fluoridated water does not have an adverse effect on the thyroid gland or its function.

Fact.

A number of systematic reviews completed in the last ten years have looked at a possible association between exposure to fluoride and thyroid function.

In 2017, the Australian National Health and Medical Research Council's systematic review *Information Paper — Water Fluoridation: Dental and Other Human Health Outcomes*¹⁰ concluded, "There is no reliable evidence of an association between water fluoridation and current Australian levels and thyroid function." (Current recommendations for fluoride levels in drinking water in Australia are a range of 0.6 to 1.1 mg/L depending on climate.)¹⁰

A scientific evaluation of fluoridating agents of drinking water was done by the Scientific Committee on Health and Environmental Risks (SCHER) as requested by the European Commission (EC). The EC is the European Union's (EU) executive body with responsibility to manage EU policy. The final report, *Critical review of any new evidence on the hazard profile, health effects, and human exposure to fluoride and the fluoridating agents of drinking water*, was released in 2011. It stated that "A systematic evaluation of the human studies does not suggest a potential thyroid effect at realistic exposures to fluoride."²⁰

In 2015, the *U.S. Public Health Service Recommendation for Fluoride Concentration in Drinking Water for the Prevention of Dental Caries*¹⁶ was released. It referred to the 2006 National Research Council's report, *Fluoride in Drinking Water — A Scientific Review of the EPA's Standards*,⁹ stating:

The 2006 NRC review considered a potential association between fluoride exposure (2–4 mg/L) and changes in the thyroid, parathyroid, and pineal glands in experimental animals and humans. The report noted that available studies of the effects of fluoride exposure on endocrine function have limitations. For example, many studies did not measure actual hormone concentrations, and several

studies did not report nutritional status or other factors likely to confound findings. The NRC called for better measurement of exposure to fluoride in epidemiological studies and for further research "to characterize the direct and indirect mechanisms of fluoride's action on the endocrine system and factors that determine the response, if any, in a given individual."⁹

On March 22, 2006, during the press webcast¹²⁷ for the release of the 2006 National Research Council (NRC) Report,⁹ John Doull, M.D., Ph.D., Professor Emeritus of Pharmacology and Toxicology, University of Kansas Medical Center, Kansas City and Chair of the NRC Committee was asked about the conclusions reached on fluoride and the endocrine system (which includes the thyroid). Dr. Doull replied:

The Endocrine Chapter (of the NRC Report) is a relatively new chapter. It has not been extensively reviewed previously and our feeling was that we needed to provide a baseline of all the adverse effects and a lot of the systems that hadn't really been looked at very closely. We have a chapter for example on the central nervous system which has not been reviewed in detail previously. We went through all those effects in the endocrine chapter, the thyroid effect, the parathyroid effect, calcitonin to see whether there were sufficient evidence for us to include any of those effects as specific adverse effects at 4 mg/L and the conclusion of our Committee was that those were all things we needed to worry about. Those were all things that we made recommendations for additional research. **But, none of them reached the level where we considered them to be signs of adverse effects at the 4 mg/L level.** (Emphasis added.)¹²⁷

A population-based Canadian study¹²⁸ was released in 2017 that examined the association between fluoride exposure and thyroid conditions. Data for the analysis came from Cycles 2 (2009–2011) and 3 (2012–2013) of Statistics Canada's Canadian Health Measures Survey (CHMS). The CHMS' target population is all Canadian residents between the ages of 3 and 79 living in all ten Canadian provinces. It collects health information by an individual in-home interview followed by a clinical exam conducted in a mobile clinic. The researchers' reported findings suggest that, at the population level in Canada, fluoride exposure does not contribute to impaired thyroid functioning during a time when multiple sources of fluoride exposure, including community water

fluoridation, exist. It was additionally noted that the findings could be broadly relevant to other countries with similar populations and water fluoridation.¹²⁸

In 2015, a study was published in which the authors claimed to have found a positive association between fluoride levels in drinking water and hypothyroidism. Drawing immediate criticism, the published critiques noted that a major weakness of this study was the failure to consider a number of potential confounding factors. The only confounders taken into consideration were age, sex and socioeconomic status. While acknowledging that iodine intake is associated with thyroid health, the authors failed to consider iodine as a factor along with the impacts of smoking and medications. The strong conclusion of the paper was not supported by the work of the authors or other published literature.¹³⁰⁻¹³³

In addition, two studies have explored the association between fluoridated water and cancer of the thyroid gland. Both studies found no association between optimal levels of fluoride in drinking water and thyroid cancer.^{106,110}

36. Does water fluoridation affect the pineal gland causing the early onset of puberty?

Answer.

The best available scientific evidence indicates that water fluoridation does not cause the early onset of puberty.

Fact.

The pineal gland is an endocrine gland located in the brain which produces melatonin.¹³³ Endocrine glands secrete their products into the bloodstream and body tissues and help regulate many kinds of body functions. The hormone, melatonin, plays a role in sleep, aging and reproduction.¹³⁴

A single researcher has published one study in a peer-reviewed scientific journal regarding fluoride accumulation in the pineal gland. The purpose of the study was to discover whether fluoride accumulates in the pineal gland of older adults. This limited study, conducted on only 11 cadavers whose average age at death was 82 years, indicated that fluoride deposited in the pineal gland was significantly linked to the amount of calcium in the pineal gland.¹³⁵ It would not be unexpected to see higher levels of calcium in the pineal gland of

older individuals as this would be considered part of a normal aging process. As discussed in Question 25, approximately 99% of the fluoride present in the body is associated with hard or calcified tissues.⁵² The study concluded fluoride levels in the pineal gland were not indicators of long-term fluoride exposure.¹³⁵

The same researcher had theorized in her 1997 dissertation, portions of which are posted on numerous internet sites opposed to fluoridation, that the accumulation of fluoride in children's pineal glands leads to an earlier onset of puberty. However, the researcher notes in the dissertation that there is no verification that fluoride accumulates in children's pineal glands. Moreover, a study conducted in Newburgh (fluoridated) and Kingston (nonfluoridated), New York found no statistically significant difference between the onset of menstruation for girls living in a fluoridated versus nonfluoridated area.¹³⁶ The National Research Council's 2006 report, *Fluoride in Drinking Water: A Scientific Review of EPA's Standards*, stated that a connection between fluoride pineal function in humans remains to be demonstrated.⁹

37. Can fluoride, at the levels found in drinking water that is fluoridated to the recommended levels, alter immune function or produce an allergic reaction (hypersensitivity)?

Answer.

There is no scientific evidence of any adverse effect from fluoridation on any specific immunity, nor have there been any medically confirmed reports of allergic reaction from drinking or being in contact with optimally fluoridated water.

Fact.

There is no scientific evidence linking health conditions related to immune function such as HIV or AIDS (acquired immune deficiency syndrome) with community water fluoridation.¹³⁷

There are no confirmed cases of allergy to fluoride, or of any positive skin testing in human or animal models.¹³⁸ A committee of the National Academy of Sciences evaluated clinical reports of possible allergic responses to fluoride in 1977 and stated, "The reservation in accepting (claims of allergic reaction) at face value is the lack of similar reports in much larger numbers of people who have been exposed to considerably more fluoride than was involved in the

original observations.”⁷ The World Health Organization also judged these cases to represent “a variety of unrelated conditions” and found no evidence of allergic reactions to fluoride.^{139,140}

38. Is fluoride, as provided by community water fluoridation, a genetic hazard?

Answer.

The best available scientific evidence indicates that drinking water fluoridated at the recommended levels is not a genetic hazard.

Fact.

Chromosomes are the DNA-containing bodies of cells that are responsible for the determination and transmission of hereditary characteristics. A single chromosome contains many genes which are the functional hereditary units that occupy a fixed location on a chromosome. Many studies have examined the possible effects of fluoride on chromosome damage.

In 1993, the National Research Council (NRC) of the National Academies issued a report⁸ that supported the conclusion that drinking optimally fluoridated water is not a genetic hazard. In a statement summarizing its research⁸, the NRC stated, “in vitro data indicate that:

1. the genotoxicity of fluoride is limited primarily to doses much higher than those to which humans are exposed,
2. even at high doses, genotoxic effects are not always observed, and
3. the preponderance of the genotoxic effects that have been reported are of the types that probably are of no or negligible genetic significance.”⁸

The lowest dose of fluoride reported to cause chromosomal changes in mammalian cells was approximately 170 times that normally found in human cells in areas where drinking water was fluoridated at 1.0 mg/L, which indicates a large margin of safety.⁸ (Note that this would be 242 times greater with fluoridation now set at 0.7 mg/L.)

In its subsequent 2006 report,⁹ the NRC stated after reviewing the evidence available since its 1993 report, that the weight of evidence from studies on rodents indicated a very low probability that fluoride presents a risk of genetic mutation for humans.⁹

In addition, the 2006 NRC report⁹ indicated that the results of human studies related to fluoride and its effect on genotoxicity since its 1993 report are inconsistent and do not strongly indicate the presence or absence of genotoxic potential for fluoride. Continued research and evaluation are recommended.⁹

39. Does fluoride at the levels found in water fluoridation affect human reproduction, fertility or birth rates?

Answer.

According to the best available scientific evidence, water fluoridation does not have an adverse effect on human reproduction, fertility or birth rates.

Fact.

In 2011, the European Commission requested the European Scientific Committee on Health and Environmental Risks (SCHER) perform a critical review of fluoridating agents of drinking water. A portion of that report looked at reproductive issues. The report concluded that there is no new evidence from human studies indicating that fluoride in drinking water influences male and female reproductive capacity.²⁰

In its 2006 report,⁹ the National Research Council (NRC) indicated that since 1990, the quality and number of reproductive and developmental studies using laboratory animals have improved significantly. These high-quality studies indicate adverse reproductive and developmental effects occur only at levels of fluoride much higher than 4 mg/L.⁹ The NRC also indicated that a few studies conducted with human populations have suggested that fluoride might be associated with alterations in reproductive hormones and fertility. However, the report continued on to explain that limitations in study design, such as the lack of control of reproductive variables, make these studies of little value for risk evaluation.⁹

A study examining the relative risk of stillbirths and congenital abnormalities (facial clefts, Down syndrome and neural tube defects) found no evidence that fluoridation had any influence on the rates of congenital abnormalities or stillbirths.¹⁴¹ The study, conducted in 2003, analyzed data from two population based registries to identify all stillbirths and congenital abnormalities occurring in northeastern England between 1989 and 1998 and compared the rates of stillbirths and

specific congenital abnormalities in fluoridated and nonfluoridated communities. The study found no significant association between the occurrence of stillbirths or specific congenital abnormalities and fluoride levels in drinking water.¹⁴¹

40. For women, does drinking water fluoridated at the recommended levels create a risk for their children to be born with Down syndrome?

Answer.

There is no known association between the consumption of drinking water fluoridated at the recommended levels and Down syndrome.

Fact.

All people with Down syndrome have an extra, critical portion of chromosome 21 present in all or some of their cells. This additional genetic material alters the course of development and causes the characteristics associated with Down syndrome. The cause of the extra full or partial chromosome is still unknown. Maternal age is the major factor that has been linked to an increased chance of having a baby with Down syndrome. There is no definitive scientific research that indicates that Down syndrome is caused by environmental factors or the parents' activities before or during pregnancy.¹⁴²

However, those opposed to fluoridation sometimes still assert that consuming fluoridated tap water can cause Down syndrome.

In 2014, the systematic review published by Public Health England reviewed the literature and concluded that there was no evidence of a difference in the rate of Down syndrome in fluoridated and nonfluoridated areas.¹⁷

A number of studies have looked at this issue in the past. Several are summarized below.

A detailed study of approximately 2,500 children born with Down syndrome was conducted in Massachusetts. A rate of 1.5 cases per 1,000 births was found in both fluoridated and nonfluoridated communities, providing strong evidence that fluoridation does not increase the risk of Down syndrome.¹⁴³

Another large population-based study with U.S. national data relating to nearly 1.4 million births showed no association between water fluoridation and the incidence of congenital malformations including Down syndrome.¹⁴⁴

A comprehensive study of Down syndrome births was conducted in 44 U.S. cities over a two-year period. Rates of Down syndrome were comparable in both fluoridated and nonfluoridated cities.¹⁴⁵

41. Does ingestion of water fluoridated at recommended levels have any effect on intelligence (IQ) in children or neurological impact?

Answer.

The best available science-based evidence does not establish a causal relationship between consumption of water fluoridated at recommended levels and lowered intelligence (IQ) or behavioral disorders in children.

Fact.

A number of systematic reviews and individual studies provide evidence that consumption of optimally fluoridated water at levels recommended in the U.S. (0.7 mg/L) does not lower IQ or cause behavior problems in children. The following conclusions from a number of systematic reviews and individual studies support the safety of community water fluoridation.

A number of systematic reviews and individual studies provide evidence that consumption of optimally fluoridated water at levels recommended in the U.S. (0.7 mg/L) does not lower IQ or cause behavior problems in children.

In 2017, the Australian National Health and Medical Research Council's systematic review *Information paper — Water Fluoridation: Dental and Other Human Health Outcomes*¹⁰ concluded, "The evidence from a single study of acceptable quality shows that there is no association between water fluoridation at current Australian levels and the cognitive function of children or adults." (Current recommendations for fluoride levels in drinking water in Australia are a range of 0.6 to 1.1 mg/L depending on climate.)¹⁰

The report, *Health Effects of Water Fluoridation: An Evidence Review*, issued in 2015 by the Ireland Health Research Board noted,¹⁵ “There was only one study carried out in a non-endemic or CWF area (like Ireland) that examined fluoride and IQ. This was a prospective cohort study (whose design is appropriate to infer causality) in New Zealand. The study concluded that there was no evidence of a detrimental effect on IQ as a result of exposure to CWF (community water fluoridation).”¹⁵

In 2014, a scientific review, *Health effects of water fluoridation: A review of the scientific evidence*,¹⁸ commissioned by the New Zealand Prime Minister’s Chief Science Advisor and the President of the Royal Society of New Zealand concluded: “There is no convincing evidence of neurological effects at fluoride concentrations achieved by CWF.”¹⁸

At the request of the European Commission, the Scientific Committee on Health and Environmental Risks (SCHER) conducted a critical review²⁰ of any new evidence on the hazard profile, health effects, and human exposure to fluoride and the fluoridating agents of drinking water. Their report of May 2011 reviewed animal and human studies concluding that “there is not enough evidence to conclude that fluoride in drinking water at concentrations permitted in the EU may impair the IQ of children. SCHER also agreed that a biological plausibility for the link between fluoridated water and IQ has not been established.”²⁰

As noted in the preceding paragraphs, at least three systematic reviews^{10,15,18} indicated that there was only one high-quality prospective cohort study that addressed the issue of IQ. Published in 2014, a study¹⁴⁶ conducted in New Zealand followed a group of more than 1,000 people born in the early 1970s and measured childhood IQ at the ages of 7, 9, 11 and 13 years and adult IQ at the age of 38 years. Early life exposure to fluoride from a variety of sources was recorded and adjustments were made for factors potentially influencing IQ. Childhood factors associated with IQ variation included socio-economic status of parents, birth weight and breastfeeding, as well as secondary and tertiary educational achievement, which is associated with adult IQ. This detailed study revealed no evidence that exposure to water fluoridation in New Zealand affects neurological development or IQ. (Recommended levels of fluoride used in New Zealand’s fluoridation program range from 0.7 mg/L to 1.0 mg/L.)¹⁴⁶

Those opposed to water fluoridation have promoted studies that reportedly show fluoridation causes lower intelligence (IQ) in children. The studies cited are often from China, Mexico, India or Iran where social, nutritional and environmental conditions are significantly different from those in the United States. The vast majority of these studies have not been published in peer-reviewed English language journals. The consensus of those who have reviewed these studies is that the quality of these studies does not stand up to scientific scrutiny. The studies are of low quality, have a high risk of bias and use a study design unsuited to prove or disprove theories. They take no or little account of other factors that are known to cause a lowering of IQ (also called confounders) such as nutritional status, socioeconomic status, iodine deficiency and consumption of other harmful elements in ground water (arsenic or lead).

At the request of the U.S. EPA, a report on fluoride in drinking water issued in 2006 by the National Research Council⁹ noted that the significance of the Chinese studies reviewed was “uncertain.” “Most of the papers were brief reports and omitted important procedural details...Most of the studies did not indicate whether the IQ tests were administered in a blinded manner. Some of the effects noted in the studies could have been due to stress induced by the testing conditions. Without detailed information about the testing conditions and the tests themselves, the committee was unable to assess the strength of the studies.”⁹

In England in 2009, the South Central Strategic Health Authority requested an independent critical appraisal of 19 papers and one abstract that reported an association between fluoride in drinking water and IQ in countries outside England. The appraisal¹⁴⁷ noted that the study design and methods used by many of the researchers in these studies had serious limitations. The researchers also exhibited a lack of a thorough consideration of confounding factors as a source of bias in the results. From these studies alone, it was “uncertain how fluoride was responsible for any impairment in intellectual development.” Significant differences were noted in conditions between the communities studied and conditions in England. For example, some studies noted high levels of naturally occurring fluoride in drinking water and exposure to fluoride from other sources including the practice of burning high fluoride coal to heat poorly ventilated homes in China. Additionally, in many cases, there were stark differences in other environmental conditions and socioeconomic characteristics.¹⁴⁷

In November 2016, those opposed to fluoridation filed a legal petition¹⁴⁸ with the U.S. Environmental Protection Agency (EPA) in Washington, D.C. calling for the EPA to ban the addition of fluoridating chemicals to public drinking water on the grounds that a large body of animal, cellular, and human research showed that fluoride is neurotoxic at doses within the range now seen in fluoridated communities in the U.S. (0.7 mg/L). The EPA responded to the petition in February 2017 noting, "After careful consideration, EPA denied the TSCA section 21 petition, primarily because EPA concluded that the petition has not set forth a scientifically defensible basis to conclude that any persons have suffered neurotoxic harm as a result of exposure to fluoride in the U.S. through the purposeful addition of fluoridation chemicals to drinking water or otherwise from fluoride exposure in the U.S."¹⁴⁸ As allowed under the TSCA process, the petitioners filed a lawsuit challenging the EPA ruling in April 2017 in the U.S. District Court for the Northern District of California at San Francisco. In late 2017, a federal judge denied an EPA motion to dismiss the lawsuit.

In 2017 a study from Mexico City¹⁴⁹ received some coverage in the popular press. The authors concluded higher urinary fluoride levels of pregnant women were associated with lower scores on tests of cognitive function in their children. This was an observational study that by definition could only show a possible association between fluoride exposure and IQ — not cause and effect. This small study did not adequately address a number of potential confounders that might explain the possible association such as breast feeding, maternal age, gestational age, birth weight and education as well as exposures to lead, mercury, arsenic and iodine that affect IQ and other measures of cognitive ability. Unlike conditions in the U.S., the pregnant women participating in the study were exposed to varied fluoride levels from naturally occurring fluoride in the water supply (in some cases at levels almost twice as high as the level recommended for community water fluoridation in the U.S.) and fluoridated salt.¹⁴⁹

Additional research on this topic is underway through the National Toxicology Program's systematic review using animal studies to evaluate potential neurobehavioral effects from exposure to fluoride during development. Initiated in 2015, work continued in 2017.²³

42. Does drinking fluoridated water increase the level of lead in the blood or cause lead poisoning in children?

Answer.

The best available scientific evidence has not shown any association between water fluoridation and blood lead levels.

Fact.

A number of reviews and data analyses indicate no association between water fluoridation and blood lead levels.

In 2011, the European Commission requested that the European Scientific Committee on Health and Environmental Risks (SCHER) perform a critical review of fluoridating agents of drinking water. The committee concluded that "it is highly unlikely that there would be an increased release of lead from pipes due to hexafluorosilicic acid."²⁰ Hexafluorosilicic acid is another name for fluorosilicic acid which is one of the additives used to fluoridate water in the U.S.

➦ *Additional information on this topic can be found in the Fluoridation Practice Section, Question 49.*

A 2006 study analyzed data from the Third National Health and Nutrition Examination Survey (1988–1994) and the 1992 Fluoridation Census to evaluate the relationship between water fluoridation and lead concentrations in children. The study concluded that the results did not support that the silicofluorides used in community water systems caused higher lead concentrations in children.¹⁵⁰

According to the Centers for Disease Control and Prevention,¹⁵¹ the average blood lead levels of young children in the U.S. have continued to decline since the 1970s primarily due to lead poisoning prevention laws such as the phase-out of leaded paint and leaded gasoline. The primary remaining sources of childhood lead exposure are deteriorated leaded paint, house dust contaminated by leaded paint and soil contaminated by leaded paint and/or decades of industrial and motor vehicle emissions. Besides exposure to lead paint in older homes, lead water pipes and fixtures also can be found in homes built before 1978. In some areas of the county, folk remedies and pottery also add to lead exposure.¹⁵¹ Findings from the National Health and Nutrition

Examination Surveys (NHANES) from 1976–1980 to 2003–2008 show that the percentage of children aged 1- to 5-years-old having high lead blood levels (≥ 10 $\mu\text{g}/\text{dL}$) declined dramatically from 88.2% to 0.9%.¹⁵² During that same time period (1976 to 2008), the percentage of the U.S. population receiving fluoridated water rose from approximately 48.8% to 64.3%.¹⁵³ Moreover, in the 1991–1994 NHANES, the overall (all age groups) prevalence of high lead blood levels (≥ 10 $\mu\text{g}/\text{dL}$) was 2.2% but decreased to 0.7% by the 1999–2002 survey.¹⁵¹ While antifluoridationists claim that fluoridated water increases lead blood levels in children, the fact is that since 1976 while the use of water fluoridation has increased, the percentage of children in the U.S. with high lead blood levels actually has continued to decrease substantially. This demonstrates that the claim made by those opposed to water fluoridation that fluoride in water increases lead concentrations in children is unfounded. It should be noted that approximately 95% of the primary sources of adult lead exposure are occupational.¹⁵⁴ In general, adult blood lead levels have continued to decline over recent decades due largely to improved prevention measures in the workplace and changes in employment patterns.¹⁵⁴

Those opposed to water fluoridation sometimes claim that there is an increase in acidity when fluoride is added to water and that the acidic water in the system leaches lead from pipes and fixtures. The process of adding fluoride to water has minimal impact on the acidity or pH of drinking water. Under some water quality conditions, a small increase in the acidity of drinking water that is already slightly acidic can be observed after treatment with alum, chlorine, fluorosilicic acid or sodium fluorosilicate. In such cases, additional water treatment to adjust the pH to neutralize the acid in water distribution systems is standard practice in water plants.¹⁵⁵ Water facilities typically maintain a pH of between 7.0 and 8.0 as standard practice indicating that the water leaving the plant is slightly alkaline and non-acidic.¹⁵⁶

Despite this information, antifluoridationists continue to exploit their unfounded claims that fluoridation can lead to an increased uptake of lead by children. A 1999 study¹⁵⁷ charged that fluorosilicic acid and sodium silicofluoride did not disassociate completely when added to water systems and could be responsible for lower pH (more acidic) levels of drinking water, leaching lead from plumbing systems

and increasing lead uptake by children. In response to the study, scientists from the EPA reviewed the basic science that was the foundation for the claim that silicofluorides leach lead from water pipes and found that many of the chemical assumptions made in the original ecological study were scientifically unjustified.¹⁵⁸ Fluoride additives do disassociate very quickly and completely release fluoride ions into the water. The research from the 1999 study was inconsistent with accepted scientific knowledge and the authors of that study failed to identify or account for those inconsistencies. The EPA scientists discounted the 1999 study and said there were no credible data to suggest any link between fluoridation and lead. Overall, the EPA scientists concluded that "...no credible evidence exists to show that water fluoridation has any quantifiable effects on the solubility, bioavailability, bioaccumulation, or reactivity of lead compounds."¹⁵⁸

43. Does drinking water fluoridated at recommended levels cause Alzheimer's disease?

Answer.

The best available scientific evidence has not indicated an association between drinking optimally fluoridated water and Alzheimer's disease.

Fact.

Scientists believe the causes of late-onset Alzheimer's, the most common form of the disease, include a combination of age-related brain changes, genetic, lifestyle, and environmental factors. The importance of any one of these factors in increasing or decreasing the risk of developing Alzheimer's could differ from person to person. Early-onset Alzheimer's is less common (fewer than 10% of Alzheimer's cases) with the first signs of the disease typically appearing between an individual's 30s and mid-60s. It is believed to be caused primarily by gene changes passed down from parent to child.¹⁵⁹

A study published in 1998¹⁶⁰ raised concerns about the potential relationship between fluoride, aluminum and Alzheimer's disease. However, several flaws in the study's experimental design precluded any definitive conclusions from being drawn.¹⁶¹ Concerns were noted about a number of aspects of the protocol including, but not limited to, the high percentage of the test rodents dying during the study and that

the researchers failing to account for the high levels of aluminum and fluoride in the chow fed to all test rodents.¹⁶¹ For decades, a small number of researchers have implicated aluminum in the development of late-onset Alzheimer's disease. However, the "Aluminum Hypothesis" has been abandoned by the majority of mainstream scientists.¹⁶²

In 2000, a study¹⁶³ investigated the relationships between trace elements in drinking water and the thought processes of 1,016 subjects over the age of 65 living in two rural areas of China. In today's U.S. society, people are very mobile and tend to live in multiple places during their lifetimes. In contrast, the rural residents of China rarely move and so in this study the researchers were able to assume that this elderly population had used the same water and food sources throughout their lifetimes. The researchers evaluated the effects on thought processes of seven elements (cadmium, calcium, fluoride, iron, lead, selenium and zinc) found in the water sources at the two study sites. The study assessed thought processes in three areas (memory, language and attention) using a Chinese translation of the Community Screening Interview for Dementia. Taking into account the effects of the seven trace elements, the authors concluded that fluoride is not significantly related to impairment of thought processes such as is seen in Alzheimer's disease.¹⁶³

44. Does drinking water fluoridated at recommended levels cause or contribute to heart disease?

Answer.

Drinking water fluoridated at recommended levels is not a risk factor for heart disease.

Fact.

The American Heart Association identifies aging, male gender, heredity, cigarette and tobacco smoke, high blood cholesterol levels, high blood pressure, physical inactivity, obesity and diabetes mellitus as major risk factors for cardiovascular disease.¹⁶⁴

The American Heart Association's website notes: "No evidence exists that adjusting the fluoride content of public water supplies to a level of about one part per million has any harmful effect on the cardiovascular system."¹⁶⁵

A number of historical studies have evaluated urban mortality in relation to fluoridation status. Researchers from the National Heart, Lung and Blood Institute of the National Institutes of Health examined a wide range of data from communities that had naturally high levels, optimal levels and low levels of fluoride in water. The results of their analysis published in 1972¹⁶⁶ concluded, "Thus, the evidence from comparison of the health of fluoridating and nonfluoridating cities, from medical and pathological examination of persons exposed to a lifetime of naturally occurring fluorides or persons with high industrial exposures, and from broad national experience with fluoridation all consistently indicate no adverse effect on cardiovascular health."¹⁶⁶ Two additional studies were published in 1978. In the first study,¹⁰⁴ the mortality trends from 1950-70 were studied for 473 cities in the United States with populations of 25,000 or more. Findings showed no relationship between fluoridation and heart disease death rates over the 20-year period.¹⁰⁴ In the second study,¹⁰⁵ the mortality rates for approximately 30 million people in 24 fluoridated cities were compared with those of 22 nonfluoridated cities for two years. No evidence was found of any harmful health effects, including heart disease, attributable to fluoridation.¹⁰⁵

The misinterpretation of the results of a study by those opposed to fluoridation¹⁶⁷ led the opposition to claim that "research highlights the fact that mass fluoride exposure may be to blame for the cardiovascular disease epidemic that takes more lives each year than cancer."¹⁶⁷ In fact, the study published in Nuclear Medicine Communications in January 2012¹⁶⁸ examines the possible benefits of using a sodium fluoride isotope marker in testing to determine the presence of atherosclerosis and risk for coronary disease. In this case, fluoride's affinity for calcified tissue aided in the location of calcium deposited in arterial walls which could be associated with an increased risk of coronary artery disease. The study made no reference to any relationship between the consumption of fluoridated water and heart disease.¹⁶⁸

45. Is the consumption of water fluoridated at recommended levels harmful to kidneys?

Answer.

Consuming water fluoridated at recommended levels has not been shown to cause or worsen kidney disease.

Fact.

Approximately 60% of the fluoride absorbed daily by adults (45% for children) is removed from the body by the kidneys.⁵² Because the kidneys are constantly exposed to various fluoride concentrations, any health effects caused by fluoride would likely manifest themselves in kidney cells. However, several large community-based studies of people with long-term exposure to drinking water with fluoride concentrations up to 8 ppm have failed to show an increase in kidney disease.^{5,136,169}

In a report issued in 1993 by the National Research Council (NRC), the Subcommittee on Health Effects of Ingested Fluoride stated that the threshold dose of fluoride in drinking water which causes kidney effects in animals is approximately 50 ppm — more than 12 times the maximum level allowed in drinking water by the Environmental Protection Agency. Therefore, they concluded that “ingestion of fluoride at currently recommended concentrations is not likely to produce kidney toxicity in humans.”⁸ Furthermore, the NRC report on fluoride in drinking water issued in 2006 concluded that there were no published studies that demonstrate that drinking water fluoridated at recommended levels can damage kidneys. The report further concluded that fluoride concentrations need to be higher than 4 ppm to affect kidney tissues and function.⁹

A review of scientific studies completed in 2007 for Kidney Health Australia (KHA),¹⁷⁰ summarized findings from the recent literature related to the health effects of fluoridated water for people with chronic kidney disease (CKD). The purpose of the review was to provide an up to date summary of studies on the topic so that KHA, the leading organization in Australia that promotes kidney and urinary tract health, could develop a fluoride position paper. The review concluded that while studies on the topic are limited, “there is no evidence that consumption of optimally fluoridated drinking water increases the risk of developing CKD.” For those people who have CKD, the report stated that “there is no evidence that

consumption of optimally fluoridated drinking water poses any health risks for people with CKD, although only limited studies addressing this issue are available.” There is limited evidence that people with advanced CKD (stages 4 or 5) “who ingest substances with a high concentration of fluoride may be at risk of fluorosis.” Accordingly, the report recommended that it would be “prudent” for patients with advanced CKD to monitor fluoride intake and avoid fluoride-rich substances. These conclusions are the basis for KHA’s position statement on fluoride which was released in 2007.¹⁷⁰ The position statement was updated in 2011 and concluded that “there has been no new published evidence to contradict the 2007 KHA Position Statement.”¹⁷¹

According to information on their website, the National Kidney Foundation is the leading organization in the U.S. dedicated to the awareness, prevention and treatment of kidney disease. A paper titled *Fluoride Intake in Chronic Kidney Disease* dated April 15, 2008,¹⁷² developed by the National Kidney Foundation (NKF) and posted on the NKF website includes the following points under the header “Analysis and Recommendations”:

- Dietary advice for patients with CKD should primarily focus on established recommendations for sodium, potassium, calcium, phosphorus, energy/calorie, protein, fat, and carbohydrate intake. Fluoride intake is a secondary concern.
- Individuals with CKD should be notified of the potential risk of fluoride exposure by providing information on the NKF website including a link to the Report in Brief of the National Research Council and the Kidney Health Australia position paper. The risk is likely greatest in areas with naturally high water fluoride levels.
- The NKF has no position on the optimal fluoridation of water. The oral health of people with CKD is certainly of interest to the NKF, but balancing the overall benefits and risks of fluoride exposure is the primary concern.¹⁷²

Many people with kidney failure depend on hemodialysis (treatment with an artificial kidney machine) for their survival. During hemodialysis, the patient’s blood is exposed to large amounts of water each week (280–560 quarts). Therefore, procedures have been designed to ensure that the water utilized in the process contain a minimum of dissolved substances that could diffuse indiscriminately into

the patient's bloodstream.¹⁷³ Both KHA and the NKF recommend careful monitoring of hemodialysis systems to ensure proper mechanical function.^{170,172} Since the composition of water varies in different geographic locations in the United States, the U.S. Public Health Service recommends dialysis units use techniques such as reverse osmosis and de-ionization to remove excess iron, magnesium, aluminum, calcium, and other minerals, as well as fluoride, from tap water before the water is used for dialysis.¹⁷³

46. What are some of the erroneous health claims made against water fluoridation?

Answer.

From sources such as the internet, newsletters, social media and personal anecdotes in emails, it is frequently claimed that community water fluoridation causes the following adverse health effects:

- AIDS
- Allergic Reactions (e.g., loss of hair, skin that burns and peels after contact with fluoridated water)
- Accelerated Aging
- Alzheimer's disease
- Arthritis
- Asthma
- Autism
- Behavioral Problems (e.g., attention deficit disorders)
- Bone Disease (e.g., osteoporosis – increased bone/hip fractures)
- Cancer (all types including osteosarcoma or bone cancer)
- Chronic Bronchitis
- Colic (acute abdominal pain)
- Cystic Fibrosis
- Down Syndrome
- Emphysema
- Enzyme Effects (gene-alterations)
- Flatulence (gas)
- Gastrointestinal Problems (irritable bowel syndrome)
- Harmful Interactions with Medications
- Heart Disease
- Increased Infant Mortality
- Low Birth Weight for Infants
- Kidney Disease
- Lead Poisonings
- Lethargy (lack of energy)
- Lower IQ scores

- Malpositioned Teeth
- Parkinson's Disease
- Calcification of the Pineal Gland (causing early puberty) (chronic insomnia);
- Reproductive issues (damaged sperm) (reduced fertility)
- Skin Conditions (redness, rash/welts, itching)
- Sudden Infant Death Syndrome (SIDS)
- Thyroid Problems (goiter and obesity due to hypothyroidism)

AND

- Tooth Decay

Fact.

As discussed throughout this document, the best available scientific evidence consistently has indicated that fluoridation of community water supplies is safe and effective. The possibility of any adverse health effects from continuous low-level consumption of fluoride has been and continues to be studied extensively. Of the thousands of credible scientific studies on fluoridation, none has shown health problems associated with the consumption of optimally fluoridated water.

Of the thousands of credible scientific studies on fluoridation, none has shown health problems associated with the consumption of optimally fluoridated water.

Safety References

1. U.S. Department of Health and Human Services, Public Health Service. Review of fluoride: benefits and risks. Report of the Ad Hoc Subcommittee on Fluoride. Washington, DC; February 1991. Available at: <https://health.gov/environment/ReviewofFluoride>. Accessed October 28, 2017.
2. Royal College of Physicians. Fluoride, teeth and health. London; Pitman Medical:1976. Abstract at: <https://www.bfsweb.org/fluoride-teeth-and-health>. Accessed October 28, 2017.
3. Johansen E, Taves D, Olsen T (ed). Continuing evaluation of the use of fluorides. AAAS Selected Symposium 11. Boulder, Colorado; Westview Press:1979.
4. Knox EG. Fluoridation of water and cancer: a review of the epidemiological evidence. Report of the Working Party. London: Her Majesty's Stationary Office;1985. Available at: <https://archive.org/details/op1276356-1001>. Accessed October 28, 2017.
5. Leone NC, Shimkin MB, Arnold FA, Stevenson CA, Zimmermann ER, Geiser PB, Lieberman JE. Medical aspects of excessive fluoride in a water supply. Public Health Rep 1954;69(10):925-36. Article at: <https://www.ncbi.nlm.nih.gov/pmc/articles/PMC2024409>. Accessed October 28, 2017.
6. Maxcy KF, Arleton JLT, Bibby BG, Dean HT, Harvey AM, Heyroth FF. National Research Council fluoridation report. J Public Health Dent 1952;12(1):24-33. Abstract at: <http://onlineibrary.wiley.com/doi/10.1111/j.1752-7325.1952.tb03609.x/abstract>. Accessed October 28, 2017.
7. National Research Council. Drinking water and health, Volume 1. Washington, DC: The National Academies Press;1977. Available at: <https://www.nap.edu/catalog/1780/drinking-water-and-health-volume-1>. Accessed October 28, 2017.
8. National Research Council. Health effects of ingested fluoride. Report of the Subcommittee on Health Effects of Ingested Fluoride. Washington, DC: National Academy Press;1993. Available at: <https://www.nap.edu/catalog/2204>. Accessed October 28, 2017.
9. National Research Council of the National Academies. Division on Earth and Life Studies. Board on Environmental Studies and Toxicology. Committee on Fluoride in Drinking Water. Fluoride in drinking water: a scientific review of EPA's standards. Washington, DC: National Academy Press;2006. Available at: <https://www.nap.edu/catalog/11571>. Accessed October 28, 2017.
10. Australian Government. National Health and Medical Research Council (NHMRC). Information paper — water fluoridation: dental and other human health outcomes. Canberra. 2017. Available at: <https://www.nhmrc.gov.au/guidelines-publications/eh43-0>. Accessed October 23, 2017.
11. O'Mullane DM, Baez RJ, Jones S, Lennon MA, Petersen PE, Rugg-Gunn AJ, Whelton H, Whitford GM. Fluoride and oral health. Community Dent Health 2016;33(2):69-99. Abstract at: <https://www.ncbi.nlm.nih.gov/pubmed/27352462>. Accessed October 23, 2017.
12. American Water Works Association. Water fluoridation principles and practices. AWWA Manual M4. Sixth edition. Denver. 2016.
13. Water Research Foundation. State of the science: community water fluoridation. 2015. Available at: <http://www.waterrf.org/PublicReportLibrary/4641.pdf>. Accessed October 1, 2017.
14. The Network for Public Health Law. Issue brief: community water fluoridation. 2015. Available at: https://www.networkforphl.org/resources_collection/2015/07/17/664/issue_brief_community_water_fluoridation. Accessed October 2, 2017.
15. Sutton M, Kiersey R, Farragher L, Long J. Health effects of water fluoridation: an evidence review. 2015. Ireland Health Research Board. Available at: <http://www.hrb.ie/publications/hrb-publication/publications/674>. Accessed October 28, 2017.
16. U.S. Department of Health and Human Services. Federal Panel on Community Water Fluoridation. U.S. Public Health Service recommendation for fluoride concentration in drinking water for the prevention of dental caries. Public Health Rep 2015;130(4):318-331. Article at: <https://www.ncbi.nlm.nih.gov/pmc/articles/PMC4547570>. Accessed October 24, 2017.
17. Public Health England. Water fluoridation: health monitoring report for England 2014. Available at: <https://www.gov.uk/government/publications/water-fluoridation-health-monitoring-report-for-england-2014>. Accessed October 28, 2017.
18. Royal Society of New Zealand and the Office of the Prime Minister's Chief Science Advisor. Health effects of water fluoridation: a review of the scientific evidence. 2014. Available at: <https://royalsociety.org.nz/what-we-do/our-expert-advice/all-expert-advice-papers/health-effects-of-water-fluoridation>. Accessed October 28, 2017.
19. U.S. Community Preventive Services Task Force. Oral Health: Preventing Dental Caries (Cavities): Community Water Fluoridation. Task Force finding and rationale statement. 2013. Available at: <https://www.thecommunityguide.org/findings/dental-caries-cavities-community-water-fluoridation>. Accessed October 28, 2017.
20. Scientific Committee on Health and Environmental Risks (SCHER) of the European Commission. Critical review of any new evidence on the hazard profile, health effects, and human exposure to fluoride and the fluoridating agents of drinking water. 2011. Available at: http://ec.europa.eu/health/scientific_committees/opinions_layman/fluoridation/en/1-3/index.htm. Accessed October 24, 2017.
21. Health Canada. Findings and recommendations of the fluoride expert panel (January 2007). 2008. Available at: <http://www.hc-sc.gc.ca/ewh-semt/pubs/water-eau/2008-fluoride-fluorure/index-eng.php>. Accessed October 24, 2017.
22. Australian Government. National Health and Medical Research Council. A systematic review of the efficacy and safety of fluoridation. Part A: review of methodology and results. 2007. Available at: <https://www.nhmrc.gov.au/guidelines-publications/eh41>. Accessed October 24, 2017.
23. U.S. Department of Health and Human Services, National Toxicology Program. Fluoride: potential developmental neurotoxicity. Available at: <https://ntp.niehs.nih.gov/go/785076>. Accessed October 28, 2017.
24. ADA News. Federal agencies announce scientific assessments and an update to the recommended community water fluoridation level. January 31, 2011.
25. U.S. Environmental Protection Agency. Six-Year review 3 of drinking water standards. 2016. Available at: <https://www.epa.gov/dwsixyearreview/six-year-review-3-drinking-water-standards>. Accessed October 24, 2017.
26. Federal Register. 2011 Jan 13;76(9):2383-8. Available at: <https://www.federalregister.gov/documents/2011/01/13/2011-637/proposed-hhs-recommendation-for-fluoride-concentration-in-drinking-water-for-prevention-of-dental>. Accessed October 28, 2017.
27. U.S. Environmental Protection Agency. Overview of the safe drinking water act. 2015. Available at: <https://www.epa.gov/sdwa/overview-safe-drinking-water-act>. Accessed October 28, 2017.
28. U.S. Environmental Protection Agency. Six-Year review 1 of drinking water standards. 2003. Available at: <https://www.epa.gov/dwsixyearreview/six-year-review-1-drinking-water-standards>. Accessed October 28, 2017.
29. National Research Council of the National Academies. Division on Earth and Life Studies. Board on Environmental Studies and Toxicology. Committee on Fluoride in Drinking Water. Fluoride in drinking water: a scientific review of EPA's standards. Report in brief. 2006. Available at: <http://dels.nas.edu/Materials/Report-In-Brief/4775-Fluoride>. Accessed October 28, 2017.
30. U.S. Environmental Protection Agency. Fluoride risk assessment and relative source contribution. 2011. Available at: <https://www.epa.gov/dwstandardsregulations/fluoride-risk-assessment-and-relative-source-contribution>. Accessed October 28, 2017.
31. Federal Register 2017 Jan11;82(7):3518-3552. Available at: <https://www.federalregister.gov/documents/2017/01/11/2016-31262/national-primary-drinking-water-regulations-announcement-of-the-results-of-epas-review-of-existing>. Accessed October 28, 2017.
32. Federal Register 1986 Apr 2;51(63):11410-11412. Available at: <https://cdn.loc.gov/service/ll/fedreg/fr051/fr051063/fr051063.pdf>. Accessed October 28, 2017.
33. Jackson RD, Brizendine EJ, Kelly SA, Hinesley R, Stookey GK, Dunipace AJ. The fluoride content of foods and beverages from negligibly and optimally fluoridated communities. Comm Dent Oral Epidemiol 2002;30(5):382-91. Abstract at: <https://www.ncbi.nlm.nih.gov/pubmed/12236830>. Accessed October 28, 2017.

34. U.S. Department of Agriculture, Agricultural Research Service, Beltsville Human Nutrition Research Center, Nutrient Data Laboratory. USDA national fluoride database of selected beverages and foods, Release 2. 2005. Available at: <https://www.ars.usda.gov/northeast-area/beltsville-md/beltsville-human-nutrition-research-center/nutrient-data-laboratory/docs/usda-national-fluoride-database-of-selected-beverages-and-foods-release-2-2005>. Accessed August 18, 2017.
35. U.S. Environmental Protection Agency, Health and Ecological Criteria Division, Office of Water. Fluoride: exposure and relative source contribution analysis. 820-R-10-015. Washington, DC; 2010. Available at: <https://nepis.epa.gov/Exe/ZyPURL.cgi?Dockey=P100N49K.TXT>. Accessed October 28, 2017.
36. Whitford GM. The metabolism and toxicity of fluoride. 2nd rev. ed. Monographs in oral science, Vol. 16. Basel, Switzerland: Karger; 1996.
37. Horowitz HS. The effectiveness of community water fluoridation in the United States. *J Public Health Dent* 1996;56(5 Spec no):253-8. Abstract at: <https://www.ncbi.nlm.nih.gov/pubmed/9034970>. Accessed October 29, 2017.
38. Griffin SO, Gooch BF, Lockwood SA, Tomar SL. Quantifying the diffused benefit from water fluoridation in the United States. *Community Dent Oral Epidemiol* 2001;29(2):120-9. Abstract at: <https://www.ncbi.nlm.nih.gov/pubmed/11300171>. Accessed October 29, 2017.
39. Slade GD, Davies MJ, Spencer AJ, Stewart JF. Associations between exposure to fluoridated drinking water and dental caries experience among children in two Australian states. *J Public Health Dent* 1995;55(4):218-28. Abstract at: <https://www.ncbi.nlm.nih.gov/pubmed/8551461>. Accessed October 2, 2017.
40. Institute of Medicine. Food and Nutrition Board. Dietary reference intakes for calcium, phosphorus, magnesium, vitamin D and fluoride. Washington, DC: National Academy Press;1997. Available at: <https://www.nap.edu/catalog/5776/dietary-reference-intakes-for-calcium-phosphorus-magnesium-vitamin-d-and-fluoride>. Accessed October 29, 2017.
41. Rozier RG, Adair S, Graham F, Iafolla T, Kingman A, Kohn W, Krol D, Levy S, Pollick H, Whitford G, Strock S, Frantsve-Hawley J, Aravamudan K, Meyer DM. Evidence-based clinical recommendations on the prescription of dietary fluoride supplements for caries prevention: a report of the American Dental Association Council on Scientific Affairs. *J Am Dent Assoc* 2010 Dec;141(12):1480-9. Abstract at: <https://www.ncbi.nlm.nih.gov/pubmed/21158195>. Article at: <http://ebd.ADA.org/en/evidence/guidelines/fluoride-supplements>. Accessed October 2, 2017.
42. Franzman MR, Levy SM, Warren JJ, Broffitt B. Fluoride dentifrice ingestion and fluorosis of the permanent incisors. *J Am Dent Assoc* 2006;137(5):645-52. Abstract at: <https://www.ncbi.nlm.nih.gov/pubmed/16739545>. Accessed October 2, 2017.
43. Buzalaf MAR, Levy SM. Fluoride intake of children: considerations for dental caries and dental fluorosis. In Buzalaf MAR (ed): Fluoride and the Oral Environment. Monogr Oral Sci. Basel, Karger. 2011;22:1-19. Abstract at: <https://www.ncbi.nlm.nih.gov/pubmed/21701188>. Accessed October 2, 2017.
44. Levy SM. Review of fluoride exposures and ingestion. *Community Dent Oral Epidemiol* 1994;22(3):173-80. Abstract at: <https://www.ncbi.nlm.nih.gov/pubmed/8070245>. Accessed October 2, 2017.
45. Barnhart WE, Hiller LK, Leonard GJ, Michaels SE. Dentifrice usage and ingestion among four age groups. *J Dent Res* 1974;53(6):1317-22. Abstract at: <http://journals.sagepub.com/doi/abs/10.1177/00220345740530060301>. Accessed October 22, 2017.
46. Ericsson Y, Forsman B. Fluoride retained from mouthrinses and dentifrices in preschool children. *Caries Res* 1969;3:290-9.
47. Ekstrand J, Ehmebo M. Absorption of fluoride from fluoride dentifrices. *Caries Res* 1980;14:96-102. Abstract at: <https://www.karger.com/Article/PDF/260442>. Accessed October 2, 2017.
48. Levy SM. A review of fluoride intake from fluoride dentifrice. *J Dent Child* 1993;60(2):115-24. Abstract at: <https://www.ncbi.nlm.nih.gov/pubmed/8486854>. Accessed October 2, 2017.
49. American Dental Association Council on Scientific Affairs. Fluoride toothpaste use for young children. *J Am Dent Assoc* 2014;145(2):190-1. Article at: [http://jada.ADA.org/article/S0002-8177\(14\)60226-9/fulltext](http://jada.ADA.org/article/S0002-8177(14)60226-9/fulltext). Accessed October 2, 2017.
50. Sá Roziz Fonteles C, Zero DT, Moss ME, Fu J. Fluoride concentrations in enamel and dentin of primary teeth after pre- and postnatal fluoride exposure. *Caries Res* 2005;39(6):505-8. Abstract at: <https://www.ncbi.nlm.nih.gov/pubmed/16251796>. Accessed September 20, 2017.
51. Leverett DH, Adair SM, Vaughan BW, Proskin HM, Moss ME. Randomized clinical trial of effect of prenatal fluoride supplements in preventing dental caries. *Caries Res* 1997;31(3):174-79. Abstract at: <https://www.ncbi.nlm.nih.gov/pubmed/9165186>. Accessed September 20, 2017.
52. Buzalaf MAR, Whitford GM. Fluoride metabolism. In Buzalaf MAR (ed): Fluoride and the Oral Environment. Monogr Oral Sci. Basel, Karger. 2011;22:20-36. Abstract at: <https://www.ncbi.nlm.nih.gov/pubmed/21701189>. Accessed September 20, 2017.
53. Newbrun E. Fluorides and dental caries: contemporary concepts for practitioners and students (3rd ed). 1986. Springfield, Illinois: Charles C. Thomas, publisher.
54. Newbrun E. Systemic benefits of fluoride and fluoridation. *J Public Health Dent* 2004;64;(Spec Iss 1):35-9. Article at: <http://onlinelibrary.wiley.com/doi/10.1111/j.1752-7325.2004.tb02775.x/abstract>. Accessed September 20, 2017.
55. Singh KA, Spencer AJ, Armfield BA. Relative effects of pre- and post-eruption water fluoride on caries experience of permanent first molars. *J Public Health Dent* 2003;63(1):11-19. Abstract at: <https://www.ncbi.nlm.nih.gov/pubmed/12597581>. Accessed September 20, 2017.
56. Singh KA, Spencer AJ. Relative effects of pre- and post-eruption water fluoride on caries experience by surface type of permanent first molars. *Community Dent Oral Epidemiol* 2004;32(6):435-46. Abstract at: <https://www.ncbi.nlm.nih.gov/pubmed/15541159>. Accessed September 20, 2017.
57. Singh KA, Spencer AJ, Brennan DS. Effects of water fluoride exposure at crown completion and maturation on caries of permanent first molars. *Caries Res* 2007;41(1):34-42. Abstract at: <https://www.ncbi.nlm.nih.gov/pubmed/17167257>. Accessed September 20, 2017.
58. U.S. Environmental Protection Agency, Health and Ecological Criteria Division, Office of Water. Fluoride: dose-response analysis for non-cancer effects. 820-R-10-019. Washington, DC; 2010. Available at: <https://nepis.epa.gov/Exe/ZyPURL.cgi?Dockey=P100N45S.TXT>. Accessed September 20, 2017.
59. McDonagh MS, Whiting PF, Wilson PM, Sutton AJ, Chestnutt I, Cooper J, Misso K, Bradley M, Treasure E, Kleijnen J. Systematic review of water fluoridation. *BMJ* 2000;321(7265):855-9. Abstract at: <https://www.ncbi.nlm.nih.gov/pubmed/11021861>. Article at: <https://www.ncbi.nlm.nih.gov/pmc/articles/PMC27492>. Accessed October 28, 2017.
60. Levy SM, Warren JJ, Phipps K, Letuchy E, Broffitt B, Eichenberger-Gilmore J, Burns TL, Kavand G, Janz KF, Torner JC, Pauley CA. Effects of life-long intake on bone measures of adolescents; a prospective cohort study. *J Dent Res* 2014;93(4):353-9. Abstract at: <https://www.ncbi.nlm.nih.gov/pubmed/24470542>. Article at: <https://www.ncbi.nlm.nih.gov/pmc/articles/PMC3957342>. Accessed August 18, 2017.
61. Levy SM, Eichenberger-Gilmore J, Warren JJ, Letuchy E, Broffitt B, Marshall TA, Burns T, Willing M, Janz K, Torner JC. Associations of fluoride intake with children's bone measures at age 11. *Community Dent Oral Epidemiol* 2009;37(5):416-26. Available at: <https://www.ncbi.nlm.nih.gov/pmc/articles/PMC2765810>. Accessed August 18, 2017.
62. Näsman P, Ekstrand J, Granath F, Ekblom A, Forell CM. Estimated drinking water fluoride exposure and risk of hip fracture: a cohort study. *J Dent Res* 2013;92(11):1029-34. Abstract at: <https://www.ncbi.nlm.nih.gov/pubmed/24084670>. Accessed August 18, 2017.
63. Sowers M, Whitford G, Clark M, Jannausch M. Elevated serum fluoride concentrations in women are not related to fractures and bone mineral density. *J Nutr* 2005;135(9):2247-52. Abstract at: <https://www.ncbi.nlm.nih.gov/pubmed/16140906>. Accessed August 18, 2017.
64. Li Y, Liang C, Slemenda C, Ji R, Sun S, Cao J, Emsley C, Ma F, Wu Y, Ying P, Zhang Y, Gao S, Zhang W, Katz B, Niu S, Cao S, Johnston Jr. C. Effect of long-term exposure to fluoride in drinking water. *J Bone Miner Res* 2001;16(5):932-9. Abstract at: <https://www.ncbi.nlm.nih.gov/pubmed/11341339>. Accessed August 18, 2017.
65. Hillier S, Cooper C, Kellingray S, Russell G, Hughes H, Coggon D. Fluoride in drinking water and risk of hip fracture in the UK: a case-control study. *Lancet* 2000;22;355(9200):265-9. Abstract at: <https://www.ncbi.nlm.nih.gov/pubmed/10675073>. Accessed August 18, 2017.

66. Phipps KR, Orwoll ES, Mason JD, Cauley JA. Community water fluoridation, bone mineral density, and fractures: prospective study of effects in older women. *BMJ* 2000;7;321(7265):860-4. Abstract at: <https://www.ncbi.nlm.nih.gov/pubmed/11021862>. Article at: <https://www.ncbi.nlm.nih.gov/pmc/articles/PMC27493>. Accessed August 18, 2017.
67. Iida H, Kumar JV. The association between enamel fluorosis and dental caries in U.S. schoolchildren. *J Am Dent Assoc* 2009;140(7):855-62. Abstract at: <https://www.ncbi.nlm.nih.gov/pubmed/19571049>. Accessed August 28, 2017.
68. Massler M, Schour I. Chronology of crown and root development. In Massler M, Schour I (ed): *Atlas of the Mouth in Health and Disease* (2nd ed). Chicago: American Dental Association; 1982.
69. Horowitz HS. Indexes for measuring dental fluorosis. *J Public Health Dent* 1986;46(4):179-83. Abstract at: <https://www.ncbi.nlm.nih.gov/pubmed/3465956>. Accessed August 28, 2017.
70. Levertt D. Prevalence of dental fluorosis in fluoridated and nonfluoridated communities – a preliminary investigation. *J Public Health Dent* 1986;46(4):184-7. Abstract at: <https://www.ncbi.nlm.nih.gov/pubmed/3465957>. Accessed August 28, 2017.
71. Pendrys DG, Katz RV, Morse DE. Risk factors for enamel fluorosis in a nonfluoridated population. *Am J Epidemiol* 1996;143(8):808-15. Abstract at: <https://www.ncbi.nlm.nih.gov/pubmed/8610691>. Accessed August 28, 2017.
72. Pendrys DG, Stamm JW. Relationship of total fluoride intake to beneficial effects and enamel fluorosis. *J Dent Res* 1990;69(Spec No):529-38. Abstract at: <https://www.ncbi.nlm.nih.gov/pubmed/2179311>. Accessed August 28, 2017.
73. Dean HT. The investigation of physiological effects by the epidemiological method. In: Moulton FR, ed. *Fluorine and dental health*. American Association for the Advancement of Science, Publication No. 19. Washington, DC;1942:23-31.
74. Kumar JV, Swango PA, Opima PN, Green EL. Dean's fluorosis index: an assessment of examiner reliability. *J Public Health Dent* 2000;60(1):57-9. Abstract at: <https://www.ncbi.nlm.nih.gov/pubmed/10734619>. Accessed August 28, 2017.
75. Beltrán-Aguilar ED, Barker L, Dye BA. Prevalence and severity of dental fluorosis in the United States, 1999-2004. NCHS data brief, no 53. Hyattsville, MD: National Center for Health Statistics. 2010. Abstract at: <https://www.cdc.gov/nchs/data/databriefs/db53.pdf>. Accessed August 28, 2017.
76. Lewis DW, Banting DW. Water fluoridation: current effectiveness and dental fluorosis. *Community Dent Oral Epidemiol* 1994;22(3):153-8. Abstract at: <https://www.ncbi.nlm.nih.gov/pubmed/8070242>. Accessed August 28, 2017.
77. *Federal Register* 1993 Dec 29;58(248):68826-68827. Available at: <https://cdn.loc.gov/service/ll/fedreg/fr058/fr058248/fr058248.pdf>. Accessed August 28, 2017.
78. Chankanka O, Levy SM, Warren JJ, Chalmers JM. A literature review of aesthetic perceptions of dental fluorosis and relationships with psychosocial aspects/oral health-related quality of life. *Community Dent Oral Epidemiol* 2010;38(2):97-109. Abstract at: <https://www.ncbi.nlm.nih.gov/pubmed/20002631>. Accessed August 28, 2017.
79. Do LG, Spencer A. Oral health-related quality of life of children by dental caries and fluorosis experience. *J Public Health Dent* 2007;67(3):132-9. Abstract at: <https://www.ncbi.nlm.nih.gov/pubmed/17899897>. Accessed August 28, 2017.
80. Centers for Disease Control and Prevention. Surveillance for dental caries, dental sealants, tooth retention, edentulism, and enamel fluorosis – United States, 1988-1994 and 1999-2002. *MMWR* 2005;54(No. SS-3). Available at: https://www.cdc.gov/mmwr/indss_2005.html. Accessed August 28, 2017.
81. Dean HT. Endemic fluorosis and its relation to dental caries. *Public Health Rep* 1938;53(33):1443-52. Article at: <https://www.jstor.org/stable/4582632>. Accessed August 28, 2017.
82. Dean HT, Arnold FA, Elvove E. Domestic water and dental caries: V. Additional studies of the relation of fluoride domestic waters to dental caries experience in 4,425 white children, aged 12 to 14 years, of 13 cities in 4 states. *Public Health Rep* 1942;57(32):1155-79. Article at: <https://www.jstor.org/stable/4584182>. Accessed August 28, 2017.
83. Horowitz HS. Fluoride and enamel defects. *Adv Dent Res* 1989;3(2):143-6. Abstract at: <https://www.ncbi.nlm.nih.gov/pubmed/2701157>. Accessed August 28, 2017.
84. Berg J, Gerweck C, Hujoel PP, King R, Krol DM, Kumar J, Levy S, Pollick H, Whitford GM, Strock S, Aravamudan K, Frantsve-Hawley J, Meyer DM. American Dental Association Council on Scientific Affairs Expert Panel on Fluoride Intake From Infant Formula and Fluorosis. Evidence-based clinical recommendations regarding fluoride intake from reconstituted infant formula and enamel fluorosis: a report of the American Dental Association Council on Scientific Affairs. *J Am Dent Assoc* 2011;142(1):79-87. Abstract at: <https://www.ncbi.nlm.nih.gov/pubmed/21243832>. Accessed August 23, 2017.
85. Centers for Disease Control and Prevention. Overview: infant formula. Available at: <https://www.cdc.gov/fluoridation/faqs/infant-formula.html>. Accessed August 23, 2017.
86. U.S. Department of Health and Human Services. HHS: Proposed guidelines on fluoride in drinking water. 2011 Mar 8. Available at: <https://www.medscape.com/viewarticle/738322>. Accessed August 23, 2017.
87. American Public Health Association. Policy Statement Data Base. Policy 20087. Community water fluoridation in the United States. 2008 Oct 28. Available at: <https://www.apha.org/policies-and-advocacy/public-health-policy-statements>. Accessed August 23, 2017.
88. New York State Department of Health. Guidance for use of fluoridated water for feeding during infancy. Available at: http://www.health.ny.gov/prevention/dental/fluoride_guidance_during_infancy.htm. Accessed: August 23, 2017.
89. Celeste RK, Luz PB. Independent and additive effects of different sources of fluoride and dental fluorosis. *Pediatr Dent* 2016;38(3):233-8. Abstract at: <https://www.ncbi.nlm.nih.gov/pubmed/27306248>. Accessed August 23, 2017.
90. Pendrys DG. Risk of enamel fluorosis in nonfluoridated and optimally fluoridated populations: considerations for the dental professional. *J Am Dent Assoc* 2000;131(6):746-55. Abstract at: <https://www.ncbi.nlm.nih.gov/pubmed/10860326>. Accessed August 23, 2017.
91. Ismail AI, Hasson H. Fluoride supplements, dental caries and fluorosis: a systematic review. *J Am Dent Assoc* 2008;139(11):1457-68. Abstract at: <https://www.ncbi.nlm.nih.gov/pubmed/18978383>. Accessed October 2, 2017.
92. American Dental Association. Oral health topics. Caries risk assessment and management. Available at: <http://www.ADA.org/en/member-center/oral-health-topics/caries-risk-assessment-and-management>. Accessed October 2, 2017.
93. American Dental Association. Oral Health Topics. Mouthwash (mouthrinse). Available at: <http://www.ADA.org/en/member-center/oral-health-topics/mouthrinse>. Accessed October 2, 2017.
94. 21 CFR 330.1 General conditions for general recognition as safe, effective and not misbranded. Available at: https://www.ecfr.gov/cgi-bin/text-idx?SID=9b3e9844e3dadeee276f8c08d75bca82&mc=true&node=se21.5.330_11&rgn=div8. Accessed October 27, 2017.
95. 21 CFR 330.5 Drug categories. Available at: https://www.ecfr.gov/cgi-bin/retrieveECFR?gp=&SID=9b3e9844e3dadeee276f8c08d75bca82&mc=true&n=pt21.5.330&r=PART&ty=HTML&se21.5.330_5. Accessed October 27, 2017.
96. 21 CFR 355.50 Labeling of anticaries drug products. Available at: https://www.ecfr.gov/cgi-bin/text-idx?SID=ec4da50b801ce671286ff761c730113f&mc=true&node=se21.5.355_150&rgn=div8. Accessed October 27, 2017.
97. Whitford GM. Acute toxicity of ingested fluoride. In Buzalaf MAR (ed): *Fluoride and the Oral Environment*. Monogr Oral Sci. Basel, Karger. 2011;22:66-80. Abstract at: <https://www.ncbi.nlm.nih.gov/pubmed/21701192>. Accessed October 2, 2017.
98. Stevenson CA, Watson AR. Fluoride osteosclerosis. *American Journal of Roentgenology, Radium Therapy and Nuclear Medicine* 1957;78(1):13-18.
99. Hodge HC. The safety of fluoride tablets or drops. In: *Continuing evaluation of the use of fluorides*. Johansen E, Tavaes DR, Olsen TO, eds. Boulder, Colorado; Westview Press:1979:253-75.
100. U.S. Environmental Protection Agency. Superfund: national priorities list (NPL). Available at: <https://www.epa.gov/superfund/superfund-national-priorities-list-npl>. Accessed August 16, 2017.

101. Agency for Toxic Substances and Disease Registry (ATSDR). Toxicological Profile for fluorine, hydrogen fluoride, and fluorides. Atlanta, GA: U.S. Department of Health and Human Services, Public Health Service. 2003. Available at: <https://www.atsdr.cdc.gov/substances/toxsubstance.asp?toxid=38>. Accessed August 16, 2017.
102. Agency for Toxic Substances and Disease Registry (ATSDR). Public health statement for fluorides. Atlanta, GA: U.S. Department of Health and Human Services, Public Health Service. 2003. Available at: <http://www.atsdr.cdc.gov/PHS/PHS.asp?id=210&tid=38>. Accessed August 16, 2017.
103. Hoover RN, McKay FW, Fraumeni JF. Fluoridated drinking water and the occurrence of cancer. *J Natl Cancer Inst* 1976;57(4):757-68. Abstract at: <https://www.ncbi.nlm.nih.gov/pubmed/1003528>. Accessed August 16, 2017.
104. Erickson JD. Mortality in selected cities with fluoridated and nonfluoridated water supplies. *New Eng J Med* 1978;298(20):1112-6. Abstract at: <https://www.ncbi.nlm.nih.gov/pubmed/643029>. Accessed August 16, 2017.
105. Rogot E, Sharrett AR, Feinleib M, Fabsitz RR. Trends in urban mortality in relation to fluoridation status. *Am J Epidemiol* 1978;107(2):104-12. Abstract at: <https://www.ncbi.nlm.nih.gov/pubmed/623093>. Accessed August 16, 2017.
106. Chilvers C. Cancer mortality and fluoridation of water supplies in 35 U.S. cities. *Int J Epidemiol* 1983;12(4):397-404. Abstract at: <https://www.ncbi.nlm.nih.gov/pubmed/6654558>. Accessed August 16, 2017.
107. Mahoney MC, Nasca PC, Burnett WS, Melius JM. Bone cancer incidence rates in New York State: time trends and fluoridated drinking water. *Am J Public Health* 1991;81(4):475-9. Abstract at: <https://www.ncbi.nlm.nih.gov/pubmed/2003628>. Accessed August 16, 2017.
108. Cohn PD, New Jersey Department of Health, New Jersey Department of Environmental Protection and Energy. An epidemiologic report on drinking water and fluoridation. Trenton, NJ;1992.
109. Tohyama E. Relationship between fluoride concentration in drinking water and mortality rate from uterine cancer in Okinawa Prefecture, Japan. *J Epidemiol* 1996;6(4):184-190. Abstract at: <https://www.ncbi.nlm.nih.gov/pubmed/9002384>. Article at: https://www.jstage.jst.go.jp/article/jea1991/6/4/6_4_184/_article. Accessed August 16, 2017.
110. Kinlen L. Cancer incidence in relation to fluoride level in water supplies. *Br Dent J* 1975;138(6):221-4.
111. Chilvers C, Conway D. Cancer mortality in England in relation to levels of naturally occurring fluoride in water supplies. *J Epidemiol Comm Health* 1985;39(1):44-7. Abstract at: <https://www.ncbi.nlm.nih.gov/pubmed/3989433>. Article at: <https://www.ncbi.nlm.nih.gov/pmc/articles/PMC1052399>. Accessed August 16, 2017.
112. Cook-Mozaffari PC, Bulusu L, Doll R. Fluoridation of water supplies and cancer mortality: a search for an effect in the UK on risk of death from cancer. *J Epidemiol Comm Health* 1981;35:227-32. Article at: <https://www.ncbi.nlm.nih.gov/pmc/articles/PMC1052168>. Accessed August 16, 2017.
113. Raman S, Becking G, Grimard M, Hickman JR, McCullough RS, Tate RA. Fluoridation and cancer: an analysis of Canadian drinking water fluoridation and cancer mortality data. Environmental Health Directorate, Health Protection Branch. Ottawa, Canada: Authority of the Minister of National Health and Welfare;1977.
114. Richards GA, Ford JM. Cancer mortality in selected New South Wales localities with fluoridated and nonfluoridated water supplies. *Med J Aust* 1979;2(10):521-3. Abstract at: <https://www.ncbi.nlm.nih.gov/pubmed/530145>. Accessed August 16, 2017.
115. World Health Organization. International Agency for Research on Cancer. IARC monographs on the evaluation of the carcinogenic risk of chemicals to humans, Vol. 27. Switzerland;1982. Available at: <http://monographs.iarc.fr/ENG/Monographs/vol1-42/index.php>. Accessed August 16, 2017.
116. California Office of Environmental Health Hazard Assessment (OEHHA). About Proposition 65. Available at: <https://oehha.ca.gov/proposition-65/about-proposition-65>. Accessed August 16, 2017.
117. California Office of Environmental Health Hazard Assessment (OEHHA). Meeting synopsis and slide presentations carcinogen identification committee meeting held on October 12, 2011. Available at: <https://oehha.ca.gov/proposition-65/transcript-comment-presentation/meeting-synopsis-and-slide-presentations-carcinogen>. Accessed August 16, 2017.
118. American Cancer Society. Water fluoridation and cancer risk. Available at: <https://www.cancer.org/cancer/cancer-causes/water-fluoridation-and-cancer-risk.html>. Accessed August 16, 2017.
119. American Society of Clinical Oncology. Osteosarcoma - childhood and adolescence: statistics. Available at: <https://www.cancer.net/cancer-types/osteosarcoma-childhood/statistics>. Accessed August 16, 2017.
120. Blakey K, Feltbower RG, Parslow RC, James PW, Gómez Pozo B, Stiller C, Vincent TJ, Norman P, McKinney PA, Murphy MF, Craft AW, McNally RJ. Is fluoride a risk factor for bone cancer? Small area analysis of osteosarcoma and Ewing sarcoma diagnosed among 0-49-year-olds in Great Britain, 1980-2005. *Int J Epidemiol* 2014;43(1):224-34. Abstract at: <https://www.ncbi.nlm.nih.gov/pubmed/24425828>. Article at: <https://www.ncbi.nlm.nih.gov/pmc/articles/PMC3937980>. Accessed August 16, 2017.
121. Kim FM, Hayes C, Williams PL, Whitford GM, Joshipura KJ, Hoover RN, Douglass CW. National Osteosarcoma Etiology Group. An assessment of bone fluoride and osteosarcoma. *J Dent Res* 2011;90(10):1171-6. Abstract at: <https://www.ncbi.nlm.nih.gov/pubmed/21799046>. Article at: <https://www.ncbi.nlm.nih.gov/pmc/articles/PMC3173011>. Accessed August 16, 2017.
122. Bassin EB, Wypij D, Davis RB, Mittleman MA. Age specific fluoride exposure in drinking water and osteosarcoma (United States). *Cancer Causes Control* 2006;17(4):421-8. Abstract at: <https://www.ncbi.nlm.nih.gov/pubmed/16596294>. Accessed August 16, 2017.
123. Bassin B, Mittleman Murray, Wypij D, Joshipura K, Douglass C. Problems in exposure assessment of fluoride in drinking water. *J Public Health Dent* 2004;64(1):45-9. Abstract at: <https://www.ncbi.nlm.nih.gov/pubmed/15078061>. Accessed August 16, 2017.
124. Kaminsky LS, Mahoney MC, Leach J, Melius J, Miller MJ. Fluoride: benefits and risks of exposure. *Crit Rev Oral Biol Med* 1990;1(4):261-81. Abstract at: <https://www.ncbi.nlm.nih.gov/pubmed/2129630>. Accessed August 18, 2017.
125. Jenkins G, Venkateswarlu P, Zipkin I. Physiological effects of small doses of fluoride. In: Fluorides and human health. World Health Organization Monograph Series No. 59. Geneva;1970:163-223.
126. Hodge HC, Smith FA. Biological properties of inorganic fluorides. In: Fluorine chemistry. Simons HH, ed. New York: Academic Press;1965:1-42.
127. The National Academies of Sciences, Engineering, and Medicine. Office on News and Public Information. Fluoride in drinking water: a scientific review of EPA's standards. March 22, 2006. Audio available at: https://www.nap.edu/webcast/webcast_detail.php?webcast_id=325. Accessed August 18, 2017.
128. Barberio AM, Hosein FS, Quiñonez C, McLaren L. Fluoride exposure and indicators of thyroid functioning in the Canadian population: implications for community water fluoridation. *J Epidemiol Community Health* 2017;71(10):1019-25. Abstract at: <https://www.ncbi.nlm.nih.gov/pubmed/28839078>. Article at: <http://jech.bmj.com/content/71/10/1019.long>. Accessed September 22, 2017.
129. Peckham S, Lowery D, Spencer S. Are fluoride levels in drinking water associated with hypothyroidism prevalence in England? A large observational study of GP practice data and fluoride levels in drinking water. *J Epidemiol Community Health* 2015;69(7):619-24. Abstract at: <https://www.ncbi.nlm.nih.gov/pubmed/25714098>. Accessed September 22, 2017.
130. Foley M. Fluoridation and hypothyroidism—a commentary on Peckham et al. *Br Dent J* 2015;219(9):429-31. Abstract at: <https://www.ncbi.nlm.nih.gov/pubmed/26564353>. Accessed September 22, 2017.
131. Grimes DR. Commentary on "Are fluoride levels in drinking water associated with hypothyroidism prevalence in England? A large observational study of GP practice data and fluoride levels in drinking water". *J Epidemiol Community Health* 2015;69(7):616. Abstract at: <https://www.ncbi.nlm.nih.gov/pubmed/25788719>. Accessed September 22, 2017.
132. Newton JN, Young N, Verne J, Morris J. Water fluoridation and hypothyroidism: results of this study need much more cautious interpretation. *J Epidemiol Community Health* 2015;69(7):617-8. Article at: <https://www.ncbi.nlm.nih.gov/pmc/articles/PMC4484260/>. Accessed September 22, 2017.

133. Warren JJ, Saraiva MC. No evidence supports the claim that water fluoridation causes hypothyroidism. *J Evid Based Dent Pract* 2015;15(3):137-9. Abstract at: <https://www.ncbi.nlm.nih.gov/pubmed/26337589>. Accessed September 22, 2017.
134. Pineal gland. Encyclopaedia Britannica. Available at: <https://www.britannica.com/science/pineal-gland>. Accessed September 20, 2017.
135. Luke J. Fluoride deposition in the aged human pineal gland. *Caries Res* 2001;35(2):125-28. Abstract at: <https://www.ncbi.nlm.nih.gov/pubmed/11275672>. Accessed September 20, 2017.
136. Schlesinger ER, Overton DE, Chase HC, Cantwell KT. Newburgh-Kingston caries-fluorine study XIII: pediatric findings after ten years. *J Am Dent Assoc* 1956;52(3):296-306. Abstract at: <https://www.ncbi.nlm.nih.gov/pubmed/13294993>. Accessed September 20, 2017.
137. U.S. Department of Health and Human Services. Centers for Disease Control. Dental Disease Prevention Activity. Update of fluoride/acquired immunodeficiency syndrome (AIDS) allegation. Pub. No. FL-133. Atlanta; June 1987.
138. Challacombe SJ. Does fluoridation harm immune function? *Comm Dent Health* 1996;13(Suppl 2):69-71. Abstract at: <https://www.ncbi.nlm.nih.gov/pubmed/8897755>. Accessed September 26, 2017.
139. World Health Organization. Fluorine and fluorides: environmental health criteria 36. Geneva, Switzerland;1984.
140. Schlesinger E. Health studies in areas of the USA with controlled water fluoridation. In: *Fluorides and Human Health*. World Health Organization Monograph Series No. 59. Geneva;1970:305-10.
141. Lowry R, Steen N, Rankin J. Water fluoridation, stillbirths, and congenital abnormalities. *J Epidemiol Comm Health* 2003;57(7):499-500. Article at: <https://www.ncbi.nlm.nih.gov/pmc/articles/PMC1732512>. Accessed September 26, 2017.
142. National Down Syndrome Society. What is Down syndrome? Available at: <https://www.ndss.org/about-down-syndrome/down-syndrome>. Accessed September 26, 2017.
143. Needleman BL, Pueschel SM, Rothman KJ. Fluoridation and the occurrence of Down's Syndrome. *New Eng J Med* 1974;291(16):821-3.
144. Knox EG, Armstrong E, Lancashire R. Fluoridation and the prevalence of congenital malformations. *Comm Med* 1980;2(3):190-4.
145. Erickson JD. Down syndrome, water fluoridation and maternal age. *Teratol* 1980;21(2):177-80. Abstract at: <https://www.ncbi.nlm.nih.gov/pubmed/6446780>. Accessed September 26, 2017.
146. Broadbent JM, Thomson WM, Ramrakha S, Moffitt TE, Zeng J, Foster Page LL, Poulton R. Community water fluoridation and intelligence: prospective study in New Zealand. *Am J Public Health* 2015;105(1):72-76. Abstract at: <https://www.ncbi.nlm.nih.gov/pubmed/24832151>. Article at: <https://www.ncbi.nlm.nih.gov/pmc/articles/PMC4265943>. Accessed October 29, 2017.
147. Bazian Ltd. Independent critical appraisal of selected studies reporting an association between fluoride in drinking water and IQ. London;2009.
148. U.S. Environmental Protection Agency. Assessing and Managing Chemicals under TSCA. Support documents for fluoride chemicals in drinking water Section 21 petition. Available at: <https://www.epa.gov/assessing-and-managing-chemicals-under-tsca/support-documents-fluoride-chemicals-drinking-water>. Accessed October 29, 2017.
149. Bashash M, Thomas D, Hu H, Angeles Martinez-Mier E, Sanchez BN, Basu N, Peterson KE, Ettinger AS, Wright R, Zhang Z, Liu Y, Schnaas L, Mercado-García A, María Téllez-Rojo M, Hernández-Avila M. Prenatal fluoride exposure and cognitive outcomes in children at 4 and 6-12 years of age in Mexico. *Environ Health Perspect* 2017;125(9):097017-1-12. Abstract at: <https://www.ncbi.nlm.nih.gov/pubmed/28937959>. Article at: <https://ehp.niehs.nih.gov/ehp655>. Accessed October 29, 2017.
150. Macek MD, Matte TD, Sinks T, Malvitz D. Blood lead concentrations in children and method of water fluoridation in the United States, 1988-1994. *Environ Health Perspect* 2006;114(1):130-4. Abstract at: <https://www.ncbi.nlm.nih.gov/pubmed/16393670>. Article at: <https://www.ncbi.nlm.nih.gov/pmc/articles/PMC1332668>. Accessed October 2, 2017.
151. Centers for Disease Control and Prevention. Lead in drinking water and human blood lead levels in the United States. *MMWR* 2012;61(Suppl); August 10, 2012):1-9. Available at: https://www.cdc.gov/mmwr/preview/mmwrhtml/su6104a1.htm?s_cid=su6104a1_w. Accessed October 2, 2017.
152. Centers for Disease Control and Prevention. Ten great public health achievements--United States, 1990-1999. *MMWR* 1999;48(12):241-3. Available at: <https://www.cdc.gov/mmwr/preview/mmwrhtml/00056796.htm>. Accessed October 2, 2017.
153. Centers for Disease Control and Prevention. Fluoridation growth data Table (1940-2014). Available at: <https://www.cdc.gov/fluoridation/statistics/fsgrowth.htm>. Accessed October 29, 2017.
154. Centers for Disease Control and Prevention. Adult Blood Lead Epidemiology and Surveillance — United States, 1998-2001. *MMWR* 2002;51(No. SS-11):1-12. Available at: https://www.cdc.gov/mmwr/inds_2002.html. Accessed October 29, 2017.
155. American Water Works Association. Internal corrosion control in water distribution systems. AWWA Manual M58. Second edition. Denver. 2017.
156. U.S. Environmental Protection Agency. Drinking Water Requirements for States and Public Water Systems. Optimal corrosion control treatment evaluation technical recommendations. 2016. Available at: <https://www.epa.gov/dwreginfo/optimal-corrosion-control-treatment-evaluation-technical-recommendations>. Accessed September 20, 2017.
157. Master RD, Coplan MJ. Water treatment with silicofluoride and lead toxicity. *Int J Environ Studies* 1999;56:435-49.
158. Urbansky ET, Schock MR. Can fluoridation affect lead(II) in potable water? Hexafluorosilicate and fluoride equilibria in aqueous solution. *Int J Environ Studies* 2000;57:597-637.
159. U.S. Department of Health and Human Services. National Institute on Aging. What causes Alzheimer's disease? Available at: <https://www.nia.nih.gov/health/what-causes-alzheimers-disease>. Accessed August 23, 2017.
160. Varner JA, Jensen KF, Horvath W, Isaacson RL. Chronic administration of aluminum-fluoride or sodium-fluoride to rats in drinking water: alterations in neuronal and cerebrovascular integrity. *Brain Res* 1998;784(1-2):284-98. Abstract at: <https://www.ncbi.nlm.nih.gov/pubmed/9518651>. Accessed August 23, 2017.
161. American Dental Association. Health Media Watch: Study linking fluoride and Alzheimer's under scrutiny. *J Am Dent Assoc* 1998;129(9):1216-8.
162. Lidsky T. Is the aluminum hypothesis dead? *J Occup Environ Med* 2014; 56(5 Suppl):S73-9. Abstract at: <https://www.ncbi.nlm.nih.gov/pubmed/24806729>. Article at: <https://www.ncbi.nlm.nih.gov/pmc/articles/PMC4131942>. Accessed August 23, 2017.
163. Emsley CL, Gao S, Li Y, Liang C, Ji R, Hall KS, Cao J, Ma F, Wu Y, Ying P, Zhang Y, Sun S, Unverzagt, FW, Slemenda CW, Hendrie HC. Trace element levels in drinking water and cognitive function among elderly Chinese. *Am J Epidemiol* 2000;151(9):913-20. Abstract at: <https://www.ncbi.nlm.nih.gov/pubmed/10791564>. Accessed August 23, 2017.
164. American Heart Association. Coronary artery disease - coronary heart disease. Available at: http://www.heart.org/HEARTORG/Conditions/More/MyHeartandStrokeNews/Coronary-Artery-Disease---The-ABCs-of-CAD_UCM_436416_Article.jsp#.WgEWVmeotow. Accessed August 28, 2017.
165. American Heart Association. Minerals, inorganic substances: fluoridation. Available at: http://www.heart.org/HEARTORG/HealthyLiving/HealthyEating/Minerals-Inorganic-Substances_UCM_306012_Article.jsp#.WgEWAMEotow. Accessed August 28, 2017.
166. U.S. Department of Health, Education and Welfare, National Institutes of Health, Division of Dental Health. Misrepresentation of statistics on heart deaths in Antigo, Wisconsin. Pub. No. PPB-47. Bethesda, MD; November 1972.
167. Gucciardi A. Breaking: fluoride linked to #1 cause of death in new research. *The Natural Society Newsletter*. January 17, 2012. Available at: <http://naturalsociety.com/breaking-fluoride-linked-to-1-cause-of-death-in-new-research>. Accessed August 16, 2017.
168. Li Y, Berenji GR, Shaba, Tafti B, Yevdayev E, Dadparvar S. Association of vascular fluoride uptake with vascular calcification and coronary artery disease. *Nucl Med Commun* 2012;33(1):14-20. Abstract at: <https://www.ncbi.nlm.nih.gov/pubmed/21946616>. Accessed August 16, 2017.
169. Geever EF, Leone NC, Geiser P, Lieberman J. Pathologic studies in man after prolonged ingestion of fluoride in drinking water. I. Necropsy findings in a community with a water level of 2.5 ppm. *J Am Dent Assoc* 1958;56(4):499-507.

170. Ludlow M, Luxton G, Mathew T. Effects of fluoridation of community water supplies for people with chronic kidney disease. *Nephrol Dial Transplant* 2007;22(10):2763-7. Article at: <https://academic.oup.com/ndt/article/22/10/2763/1833116>. Accessed October 29, 2017.
171. Kidney Health Australia. 2011 Review of Kidney Health Australia fluoride position statement. 2011. Available at: http://kidney.org.au/cms_uploads/docs/2011-review-of-fluoride-position-statement.pdf. Accessed October 29, 2017.
172. National Kidney Foundation. Fluoride intake in chronic kidney disease. April 15, 2008. Available at: <https://www.kidney.org/atoz/content/fluoride>. Accessed August 28, 2017.
173. U.S. Department of Health and Human Services, Public Health Service. Surgeon General's advisory: treatment of water for use in dialysis: artificial kidney treatments. Washington, DC: Government Printing Office 872-021; June 1980.

Fluoridation Practice

47. Who regulates?	75	52. System safety concerns?	79
48. Standards for additives?	76	53. Engineering?	80
49. Lead, arsenic and other contamination?.....	77	54. Corrosion of water pipes?.....	81
50. Additives safety?	78	55. Damage to water facilities?	81
51. Source of additives?	78	56. Environment?	82

47. Who regulates drinking water additives in United States?

Answer.

The United States Environmental Protection Agency (EPA) regulates drinking water additives.

Fact.

In 1974, Congress passed the Safe Drinking Water Act (SDWA) which protects the public's health by regulating the nation's public drinking water supply.¹ The SDWA, as amended in 1986 and 1996,¹ requires the Environmental Protection Agency (EPA) to ensure the public is provided with safe drinking water.¹ On June 22, 1979, the Food and Drug Administration (FDA) and the EPA entered into a Memorandum of Understanding (MOU) to clarify their roles and responsibilities in water quality assurance.² The stated purpose of the MOU is to "avoid the possibility of overlapping jurisdiction between the USEPA and FDA with respect to control of drinking water additives." The two agencies agreed that the Safe Drinking Water Act's passage in 1974 implicitly repealed FDA's jurisdiction over drinking water as a 'food' under the Federal Food, Drug and Cosmetic Act (FFDCA). Under the MOU, EPA enjoys exclusive regulatory authority over drinking water provided by public water systems, including any additives in such water. FDA retains jurisdiction over bottled drinking water under Section 410 of the FFDCA and "over water (and substances in water) used in food or food processing once it enters the food processing establishment."²

While drinking water from the tap is regulated by the EPA, bottled water is regulated by the FDA which has established standards for its quality.² The FDA has noted that fluoride can occur naturally in source waters used for bottled water or may be added by a

bottled water manufacturer. Recognizing the benefit of fluoride in water, the FDA has stated that bottled water that meets specific standards of identity and quality set forth by FDA, and the provisions of the authorized health claim related to fluoride, may be labeled with the following health claim: "Drinking fluoridated water may reduce the risk of [dental caries or tooth decay]."³

While drinking water from the tap is regulated by the EPA, bottled water is regulated by the FDA which has established standards for its quality. The FDA has noted that fluoride can occur naturally in source waters used for bottled water or may be added by a bottled water manufacturer. Recognizing the benefit of fluoride in water, the FDA has stated that bottled water that meets specific standards of identity and quality set forth by FDA, and the provisions of the authorized health claim related to fluoride, may be labeled with the following health claim: "Drinking fluoridated water may reduce the risk of [dental caries or tooth decay]."

From time to time, states and communities have had to deal with legislation or ballot initiatives aimed at requiring the approval of the FDA before any agent can be added to community water systems. Often referred to as the Fluoride Product Quality Control Act, Water Product Quality Ordinance or Pure Water Ordinance, the legislation is specifically used by those opposed to water fluoridation as a tool to prevent water systems from providing community water fluoridation. Often this legislation does not specifically

mention fluoride or fluoridation. Those supporting this type of legislation may claim that they are not against water fluoridation but are proponents of pure water and do not want anything added to water that has not been approved by the FDA. On the surface, this may appear to be a “common sense” approach. However, its only real purpose is to defeat efforts to provide water fluoridation. That is because this proposed legislation would require the FDA — which does NOT regulate public water systems — to approve any water additive. By mistakenly (and perhaps craftily) naming the wrong federal agency, the probable outcome is to stop or prevent water fluoridation.

48. What standards have been established to ensure the safety of fluoride additives used in community water fluoridation in the United States?

Answer.

The three fluoride additives used in the U.S. to fluoridate community water systems (sodium fluoride, sodium fluorosilicate, and fluorosilicic acid) meet safety standards established by the American Water Works Association (AWWA) and NSF International (NSF).⁴

The three fluoride additives used in the U.S. to fluoridate community water systems (sodium fluoride, sodium fluorosilicate, and fluorosilicic acid) meet safety standards established by the American Water Works Association (AWWA) and NSF International (NSF).

Fact.

Additives used in water treatment meet safety standards prepared in response to a request by the Environmental Protection Agency to establish minimum requirements to ensure the safety of products added to water for its treatment, thereby ensuring the public’s health.⁴ Specifically, fluoride additives used in water fluoridation meet standards established by the American Water Works Association (AWWA) and NSF International (NSF).⁴ Additionally, the American National Standards Institute (ANSI) endorses both AWWA and NSF standards for fluoridation additives and includes its name on these standards.⁴

The American Water Works Association⁵ is an international nonprofit scientific and educational society dedicated to providing total water solutions to assure the effective management of water. Founded in 1881, the AWWA is the largest organization of water supply professionals in the world. The membership represents the full spectrum of the water community: public water and wastewater systems, environmental advocates, scientists, academicians, and others who hold a genuine interest in water. AWWA unites the diverse water community to advance public health, safety, the economy, and the environment.⁵

NSF International,⁶ an independent, accredited organization, is dedicated to being the leading global provider of public health and safety-based risk management solutions. Manufacturers, regulators and consumers look to NSF to develop public health standards and certifications that help protect food, water, consumer products and the environment. Its professional staff includes microbiologists, toxicologists, chemists, engineers, and environmental and public health professionals. Founded in 1944 as the National Sanitation Foundation, NSF’s mission is to protect and improve global human health.⁶

The American National Standards Institute (ANSI)⁷ is a private, non-profit organization that administers and coordinates the U.S. voluntary standardization and conformity assessment system. The Institute’s mission is to enhance both the global competitiveness of U.S. business and the U.S. quality of life by promoting and facilitating voluntary consensus standards and conformity assessment systems, and safeguarding their integrity.⁷

The AWWA documents provide manufacturers, suppliers and purchasers with standards for the manufacturing, quality and verification for each of the three fluoride additives listed below. The AWWA standards set the physical, chemical and impurities standards including information on verification of the standard requirements and requirements for delivery.⁴

- ANSI/AWWA B701 Sodium Fluoride
- ANSI/AWWA B702 Sodium Fluorosilicate
- ANSI/AWWA B703 Fluorosilicic Acid⁴

NSF/ANSI Standard 60^{4,6} provides for purity of drinking water additives as it limits an additive's contribution of harmful contaminants to drinking water. The Standard also provides for safety assurances from production through distribution to ensure product quality is maintained. Additionally, the Standard requires documentation of the purity of the additives including specific criteria for products imported from other countries. NSF/ANSI Standard 61^{4,6} is a related standard that provides guidance for equipment/products used in water treatment plants that come in contact with drinking water. Both NSF/ANSI standards were developed by a consortium of associations including NSF, AWWA, the Association of State Drinking Water Administrators and the Conference of State Health and Environmental Managers with support from the U.S. Environmental Protection Agency.⁴

Fluoride additives, like all of the more than 40 additives typically used in water treatment, are "water grade" additives. All additives used at the water plant are classified as water grade additives meeting NSF Standard 60 requirements. Examples of other "water grade" additives which are commonly used in water plant operations are chlorine (gas), ferrous sulfate, hydrochloric acid, sulfur dioxide and sulfuric acid.⁸

Sometimes antifluoridationists express the view that they are not really opposed to fluoridation, but are opposed to the use of "industrial grade" fluoride additives. They may even go so far as to state that they would support fluoridation if the process was implemented with pharmaceutical grade fluoride additives that were approved by the U.S. Food and Drug Administration (FDA). On the surface, this may appear to be a "common sense" approach. In fact, this is usually a ploy whose only real purpose is to stop fluoridation. First, the EPA, not the FDA, has regulatory authority for additives used in public water systems. Second, and perhaps most importantly, the U.S. Pharmacopeia (USP) monograph on sodium fluoride does not provide for certification of quality by an independent credentialing body.^{4,9} Third, the USP and The National Formulary (USP-NF) standards used to formulate prescription drugs are not appropriate for water fluoridation additives as they could actually allow higher levels of contaminants to be introduced into drinking water than is allowed by the current EPA standards.^{4,9} According to the CDC:⁹

The USP does not provide specific protection levels for individual contaminants, but establishes a relative maximum exposure level for a group of related contaminants. Some potential impurities have no restrictions by the USP, including arsenic, some heavy metals regulated by the U.S. EPA, and radionuclides. Given the volumes of chemicals used in water fluoridation, a pharmaceutical grade of sodium fluoride for fluoridation could potentially contain much higher levels of arsenic, radionuclides, and regulated heavy metals than an NSF/ANSI Standard 60-certified product.

➤ *Additional information about this topic can be found in this Section, Question 49.*

Lastly, USP-grade sodium fluoride product is more likely to result in water plant personnel being exposed to fluoride dust as it is more powder-like than the preferred AWWA-grade sodium fluoride which is crystalline and so minimizes dusting when handled.⁴

➤ *Additional information about this topic can be found in this Section, Question 52.*

49. Does fluoridating the community water supply raise concerns about lead, arsenic and other toxic contaminants to the water supply?

Answer.

No. The concentrations of contaminants in drinking water as a result of fluoridation do not exceed, but are in fact, well below regulatory standards set to ensure the public's safety.

Fact.

Fluorosilicic acid is used to fluoridate the majority of community water systems in the United States.¹⁰ Because the additive is derived from ore mined from the earth, fluorosilicic acid may contain minute amounts of contaminants such as lead and arsenic. However, existing regulations and standards require that these contaminants, and others, be at levels considered acceptable by the U.S. Environmental Protection Agency when the fluorosilicic acid or other fluoridation additives are diluted to produce optimally fluoridated water.⁶ NSF International and the American National Standards Institute (NSF/ANSI) Standard 60 as well as AWWA standards are applicable to all fluoride additives.^{4,6}

Testing of fluoride additives provides evidence that the levels of these contaminants do not exceed, but are in fact, well below regulatory standards set to ensure the public's safety. NSF has prepared a detailed fact sheet, *NSF Fact Sheet on Fluoridation Products* (2013)¹¹ that provides the documented quality of fluoride additives based on product samples analyzed. The NSF reports that the majority of fluoridation products as a class, based on NSF test results, do not add measurable amounts of arsenic, lead, or other heavy metals, or radionuclides to drinking water.^{9,11}

50. Have fluoride additives been tested for safety?

Answer.

The claim is sometimes made that no studies on safety exist on the additives used in water fluoridation. This statement is a ruse because the scientific community does not study the health effects of the concentrated additives; studies are done on the health effects of the treated water.

Fact.

A 1999 study¹² charged that fluorosilicic acid and sodium silicofluoride did not disassociate (break down) completely when added to water systems and may be responsible for lower pH (acid) levels of drinking water, leaching lead from plumbing systems and increasing lead uptake by children. Scientists from the U.S. Environmental Protection Agency (EPA) evaluated the disassociation of fluoride additives¹³ and concluded that at the typical pH level of drinking water (which is normally slightly alkaline) and the fluoride levels used in drinking water, the fluoride additives quickly and completely broke down to fluoride ions and silica.

Published in 2006,¹⁴ researchers at the University of Michigan verified for the EPA that theoretical predictions that hexafluorosilicate completely hydrolyzed (broke down) when added to water separating into free fluoride ions and silica ions were confirmed. The research demonstrated that there was no hexafluorosilicate that could be measured in the finished water.¹⁴

While sodium fluoride was the first additive used in water fluoridation, the use of silicofluoride additives (sodium fluorosilicate and fluorosilicic acid) began in the late 1940s. By 1951, silicofluorides had become

the most commonly used fluoride additives in water fluoridation.¹⁵ Many of the early studies on the health effects of fluoridation were completed in communities that were using the silicofluoride additives, most generally fluorosilicic acid.¹⁶⁻²¹ However, at that time, the additives used to fluoridate were not always identified in research reports. As the body of research on fluoridation grew, it became evident that there were no adverse health effects associated with water fluoridation regardless of which fluoride additive was used. Additionally, over time, a number of comprehensive reviews of the health effects of fluoridation were published. These reviews which support the safety of water fluoridation include many studies conducted in large fluoridated communities which used the silicofluoride additives.²²⁻²⁹

There is now more than 70 years of practical experience that lends additional credence to the best available science that concludes that fluoridation is safe.

51. What is the source of the additives used to fluoridate water supplies in the United States?

Answer.

The majority of fluoridation additives used in the United States are derived from the mineral apatite (a component of calcium phosphate).

Fact.

About 95% of the fluoridation additives used in water fluoridation are by-products which come from the processing of calcium phosphate into phosphate fertilizer. About 4% are derived from the processing of calcium fluoride and the remaining 1% derived from the production of high-purity silica.*

In the production of phosphate fertilizer, calcium phosphate ore (which contains apatite) is mixed with sulfuric acid resulting in a calcium sulfate (gypsum) slurry. The gaseous phosphoric acid released from this process is collected by vacuum extraction, condensed and then desiccated (dried) and formed into phosphate fertilizer pellets. Fluoride is a trace constituent (3-7%) of the mineral apatite found in calcium phosphate ore. Silica tetrafluoride is also released as a gas in the creation of the calcium sulfate slurry and is collected by vacuum extraction along with the gaseous phosphoric acid. In about half the phosphate fertilizer plants in the U.S., the silica tetrafluoride gas is condensed and

processed along with the phosphoric acid and becomes a trace component of the phosphate fertilizer. In the other plants, the silica tetrafluoride gas is separated from the phosphoric acid. Roughly 60% of the fluoride recovered from processing calcium phosphate ore is sold for use as fluoridation additives. The fluoridation additive produced by this process is fluorosilicic acid. While most of the product is sold as fluorosilicic acid, some of the product is partially neutralized to sodium fluorosilicate salt and some is fully neutralized to sodium fluoride salt. In the U.S., 77% of the fluoridation additives used are fluorosilicic acid, 15% are sodium fluorosilicate and 8% are sodium fluoride.*

About 4% of the fluoridation additives used are derived from the processing of calcium fluoride into hydrogen fluoride using a gas separation technique to recover the fluorosilicic acid from the hydrogen fluoride.*

About 1% of the fluoridation additives used are derived from the production of high-purity silica. Fluorosilicic acid is produced as part of the purification of the silica.*

**The preceding paragraphs were developed using references 4, 30 through 35 and personal communication from Mr. Kip Duchon, P.E., national fluoridation engineer, CDC.*

From time to time, opponents of fluoridation allege that fluoridation additives are by-products of the phosphate fertilizer industry in an effort to suggest the additives are not safe. By definition, by-products are materials produced as a result of producing something else. In the chemical industry, a byproduct (secondary product) is anything other than the principal product produced. The fact that a product is a secondary product of a manufacturing process should not suggest the item is bad, harmful or a waste product. On the contrary, by-products may have certain characteristics which make them valuable resources. In the production of phosphate fertilizer, the fluoridation additive, fluorosilicic acid, is a by-product along with gypsum.³⁶ Gypsum is commonly used in manufacturing wall board used in construction. The production of orange juice provides another example of valuable by-products. In addition to orange juice, various by-products are obtained from oranges during juice production that are used in cleaners, fragrances and flavorings.³⁷

Fluoridation additives are valuable by-products produced as a result of producing phosphate fertilizer. To ensure the public's safety, additives used in water fluoridation meet standards of the American Water Works Association (AWWA) and NSF International (NSF).⁴

52. Does the process of water fluoridation present unusual safety concerns for water systems and water facility operators?

Answer.

No. With proper monitoring, maintenance, water facility operator training and systems planning, water fluoridation is a safe and reliable process.

Fact.

Water facilities and water facility operators perform a valuable public service by carefully adjusting the level of fluoride in water to improve the oral health of the community. Facilities and personnel are subject to a number of regulations designed to ensure safety.

Employers must conform to Occupational Safety and Health Administration (OSHA) requirements.³⁸ OSHA's mission is to assure safe and healthful workplaces by setting and enforcing standards, and by providing training, outreach, education and assistance. Under the OSH Act, employers are responsible for providing a safe and healthful workplace. Employers must comply with all applicable OSHA standards.³⁸

Additionally, in order to assist in protecting the professionals who produce sustainable supplies of high-quality drinking water, the American Water Works Association publishes detailed guidance on safety and safe working conditions for water plant personnel.³⁹

Furthermore, OSHA requires that Safety Data Sheets (SDS), previously known as Material Safety Data Sheets (MSDS), be readily available to all employees for potentially harmful substances handled in the workplace under the Hazard Communication regulation.⁴⁰ A SDS may include instructions for the safe use and potential hazards associated with a particular material and are typically made available in the area where the material is stored or used. Information contained in a SDS focuses on the potential hazards of working with the material in an occupational setting. Adherence to the SDS guidelines for handling fluoride additives helps to ensure the

recommended level of fluoride in drinking water flows through the water system while maintaining water operator safety. In the case of fluoride, the potential hazards faced by a water facility employee in dealing with concentrated fluoride additives before they enter the water system are not related to the level of fluoride in water as used by consumers. The information found in the SDS for fluoride additives is not applicable to water with fluoride at the recommended level. Therefore, SDS sheets should not be used by consumers to gauge potential hazards of community water fluoridation.

As part of safety procedures, water facility personnel receive training on the management of the additives in water plants. While the recommended fluoride level found in drinking water has been proven safe, water facility operators and engineers may be exposed to much higher fluoride levels when handling fluoride additives at the water treatment facility.⁴ Fluoride additives present risks comparable to other water additives in common use at water facilities, such as hypochlorite, quicklime, aluminum sulfate, sodium hydroxide and ferrous sulfate. In some cases, the fluoride additives are much less dangerous than many other additives, including chlorine gas commonly used in many water plants.³⁹

Today's equipment allows water facility personnel to easily monitor and maintain the desired fluoride concentration. Automatic monitoring technology is also available that can help to ensure that the fluoride concentration of the water remains within the recommended range.⁴

It is important that the water facility personnel responsible for monitoring the addition of fluoride to the water supply are appropriately trained and that the equipment used for this process is adequately maintained.⁴ With over 70 years of experience and thousands of water systems adding fluoride every day, water facility personnel have an excellent safety record related not only to their personal safety but in providing safe drinking water to their customers.

53. Does fluoridation present difficult engineering problems?

Answer.

No. Adding fluoride products to water is no different than adding other commonly used water treatment additive products using the same equipment and techniques.

Fact.

Fluoride additives used to adjust the fluoride level in drinking water are compatible with other water treatment processes often using the same type of equipment and other standard materials designed for the safe handling of other water treatment additive products in drinking water treatment facilities. Fluoride additives are introduced to the water supply as liquids. There are many control devices, some in use for decades and some newer equipment, that allow water facility personnel to easily monitor and maintain the desired fluoride level as well as levels of other water treatment additives and naturally occurring substances that may be in the water. Automatic monitoring technology is available that can help to ensure that the fluoride concentration of the water remains within the recommended range.⁴

When added to community water supplies, the concentrated fluoride additives become greatly diluted. For example, typically fluorosilicic acid is diluted approximately 315,000 times to reach the recommended target concentration of 0.7 mg/L. The exact dilution factor depends on the concentration of the fluoride additive and the amount of additive being used to reach the concentration of 0.7mg/L. At 0.7mg/L (or 0.7 parts per million), seven-tenths of one part of fluoride is diluted in is diluted in 999,999.3 parts of water. To place this concentration in perspective, the following comparisons can be of assistance.

- 1 inch in approximately 23 miles
- 1 minute in approximately 1,000 days
- 1 cent in approximately \$14,000
- 1 seat in more than 34 Wrigley Field baseball parks (seating capacity 41,268)

With more than 70 years of experience with water fluoridation, there is considerable guidance on sound engineering practices to design, construct, operate and maintain water fluoridation systems. By design, and with proper maintenance and testing, water

systems can provide the recommended level of fluoride within a narrow control range of the target of 0.7mg/L.^{41,42} Additional design features such as the use of a day tank (that holds only one day's supply of fluoride) can limit the amount of fluoride that can be added to a water system in a 24-hour period and is the most reliable method to ensure overfeed protection.⁴ The State Office of Drinking Water, or similar state agency, will normally establish engineering requirements for safety. Additional standards and references on best engineering practice are available from the American Water Works Association and the Centers for Disease Control and Prevention.^{4,43}

54. Does fluoride at levels used in fluoridation corrode water pipes?

Answer.

No. Allegations that fluoridation causes corrosion of water pipes are not supported by the best available scientific evidence.

Fact.

The process of adding fluoride to water has minimal impact on the acidity or pH of drinking water and therefore will not corrode water pipes. Corrosion of drinking water pipes is related primarily to induced electrical current between dissimilar metals. Other contributing factors include the dissolved oxygen concentration, water temperature, acidity/alkalinity (pH), hardness, salt concentration, hydrogen sulfide content and the presence of certain bacteria. Under some water quality conditions, a small increase in the acidity of drinking water that is already slightly acidic may be observed after treatment with alum, chlorine, fluorosilicic acid or sodium fluorosilicate. In such cases, further water treatment to adjust the pH to neutralize the acid for corrosion control in water distribution systems is standard procedure in water plants.⁴⁴

The process of adding fluoride to water has minimal impact on the acidity or pH of drinking water and therefore will not corrode water pipes.

Note that the Water Quality Report or Consumer Confidence Report that all water systems must make available to customers on a yearly basis, may list the pH of the system's finished water.⁴⁵ Control of neutral pH (7.0) is essential as part of corrosion control requirements. Water facilities typically maintain a pH of between 7.0 and 8.0 as good practice indicating that the water leaving the plant is slightly alkaline and non-acidic.⁴⁶

55. Does fluoride at levels used in water fluoridation corrode glass, concrete or other surfaces in water plants?

Answer.

No. A correctly engineered and maintained system will not result in damage to the water plant.

Fact.

Fluorosilicic acid in a concentrated form can be corrosive if not correctly handled. The concentrated fluorosilicic acid is 75% water, and 25% fluorosilicic acid. Up to 1% of the fluorosilicic acid can be other acids including hydrogen fluoride. Hydrogen fluoride is volatile near room temperature so it will evaporate from the solution if the system is not properly engineered and maintained. The evaporation process occurs at an extremely slow rate. Less than 1% of fluorosilicic acid will be lost over a month from the evaporation of hydrogen fluoride. However, only a small release of hydrogen fluoride may be very corrosive to concrete, glass, and electrical components.³⁰

If a water system is reporting problems with corrosion from evaporating hydrogen fluoride in the storage room or fluoride handling room (i.e. the glass in the facility has become "frosted"), the system is being inadequately maintained. The storage tank and other locations in the fluorosilicic acid feed system may not be sealed or correctly vented and hydrogen fluoride gas can be released (leaked) at those points. All fluoride products storage, handling, and feed systems should be vented to the outside of the building and the system and piping should be pressure tested (low pressure is sufficient) to identify possible locations of leaks. Leaks should be promptly corrected.³⁰

With no system leaks and proper venting to outside the building, there will be no corrosion problems.³⁰

56. Does fluoridated water harm the environment?

Answer.

No. Scientific evidence supports the fluoridation of public water supplies as safe for the environment and beneficial for people.

Fact.

Fluoride is naturally occurring in the environment and is the 13th most abundant element in the earth's crust. It is found in naturally in all water sources as noted below.⁴⁷

Rain — between 0.1 to 0.2 mg/L

Streams and lakes — between 0.1 to 0.3 mg/L

Groundwaters — between 0.1 to 10 mg/L

Oceans and seawater — between 1.2 to 1.4 mg/L

A comprehensive literature review published in 2004 revealed no negative environmental impacts as a result of water fluoridation.⁴⁸ A 1990 study concluded that fluoridation has little or no impact on surrounding aquatic environment or soil.⁴⁹ Historically, issues surrounding problems with fluoride and the environment have involved incidents related to serious industrial pollution or accidents.⁴⁹

Under the Washington's State Environmental Protection Act (SEPA), a study was conducted in Tacoma-Pierce County to investigate the environmental consequences of adding optimal levels of fluoride to drinking water. Noting that the amount of fluoride in the water does not reach levels that are harmful to plants or animals, the SEPA study concluded that there are "no probable significant adverse environmental impacts."⁵⁰

There is no evidence that the recommended level of fluoride in drinking water has any adverse effect on gardens, lawns or plants.⁵⁰

Additional information regarding water fluoridation additives and engineering issues can be found on the CDC's fluoridation website, "Water Operators and Engineers" at <https://www.cdc.gov/fluoridation/engineering/index.htm>.

Fluoridation Practice References

1. U.S. Environmental Protection Agency. Overview of the safe drinking water act. 2015. Available at: <https://www.epa.gov/sdwa/overview-safe-drinking-water-act>. Accessed September 19, 2017.
2. *Federal Register* 1979 Jul 20;44(141):42775-8. National Archives and Records Administration. Library of Congress. Available at: <https://www.loc.gov/item/fr044141>. Accessed October 3, 2017.
3. U.S. Department of Health and Human Services. U.S. Food and Drug Administration. Health claim notification for fluoridated water and reduced risk of dental caries. Available at: <https://www.fda.gov/food/labelingnutrition/ucm073602.htm>. Accessed September 19, 2017.
4. American Water Works Association. Water fluoridation principles and practices. AWWA Manual M4. Sixth edition. Denver. 2016.
5. American Water Works Association. About us. Available at: <https://www.awwa.org/about-us.aspx>. Accessed September 20, 2017.
6. NSF International. The public health and safety organization. Available at: <http://www.nsf.org>. Accessed September 20, 2017.
7. ANSI. American National Standards Institute. About us. Available at: https://www.ansi.org/about_ansi/overview/overview?menuid=1. Accessed September 20, 2017.
8. U.S. Department of Health and Human Services, Centers for Disease Control, Dental Disease Prevention Activity, Center for Prevention Activity. Water fluoridation: a manual for engineers and technicians. Atlanta. 1986. Available at: <https://stacks.cdc.gov/view/cdc/13103>. Accessed October 2, 2017.
9. Centers for Disease Control and Promotion. Water fluoridation additives. Available at: <https://www.cdc.gov/fluoridation/engineering/wfadditives.htm>. Accessed September 20, 2107.
10. Duchon K. National. Fluoridation Engineer. Centers for Disease Control and Prevention. Personal communication. CDC WFRS database query. August 24, 2017.
11. NSF International. NSF fact sheet on fluoridation products. Available at: http://www.nsf.org/newsroom_pdf/NSF_Fact_Sheet_on_Fluoridation.pdf. Accessed September 20, 2017.
12. Master RD, Coplan MJ. Water treatment with silicofluoride and lead toxicity. *Int J Environ Studies* 1999;56:435-49.
13. Urbansky ET, Schock MR. Can fluoridation affect lead(II) in potable water? Hexafluorosilicate and fluoride equilibria in aqueous solution. *Int J Environ Studies* 2000;57:597-637.
14. Finney WF, Wilson E, Callender A, Morris MD, Beck LW. Reexamination of hexafluorosilicate hydrolysis by fluoride NMR and pH measurement. *Environ Sci Technol* 2006;40(8):2572-7. Abstract at: <https://www.ncbi.nlm.nih.gov/pubmed/16683594>. Accessed September 21, 2017.
15. Maier FJ. Manual of water fluoridation practice. New York: McGraw-Hill Book Company, Inc.;1963.
16. DeEds F, Thomas JO. Comparative chronic toxicities of fluorine compounds. *Proc Soc Exper Biol and Med* 1933-34;31:824-5.
17. McClure FJ. A review of fluorine and its physiological effects. *Phys Reviews* 1933;13:277-300.
18. McClure FJ. Availability of fluorine in sodium fluoride vs. sodium fluosilicate. *Public Health Rep* 1950;65(37):1175-86. Article at: <https://www.ncbi.nlm.nih.gov/pmc/articles/PMC1997098>. Accessed September 22, 2017.
19. Zipkin I, Likins RC, McClure FJ, Steere AC. Urinary fluoride levels associated with the use of fluoridated water. *Public Health Rep* 1956;71(8):767-72. Article at: <https://www.ncbi.nlm.nih.gov/pmc/articles/PMC2031051>. Accessed September 22, 2017.
20. Zipkin I, Likins RC. Absorption of various fluoride compounds from the gastrointestinal tract of the rat. *Amer J Physiol* 1957;191(3):549-50.
21. McClure FJ, Zipkin I. Physiologic effects of fluoride as related to water fluoridation. *Dent Clin N Am* 1958;441-58.
22. McClure FJ. Water fluoridation: the search and the victory. Bethesda, MD: National Institute of Dental Research; 1970. Available at: <https://www.dentalwatch.org/fl/mcclure.pdf>. Accessed October 28, 2017.
23. U.S. Department of Health and Human Services, Public Health Service. Review of fluoride: benefits and risks. Report of the Ad Hoc Subcommittee on Fluoride. Washington, DC; February 1991. Available at: <https://health.gov/environment/ReviewofFluoride>. Accessed September 22, 2017.
24. Royal College of Physicians. Fluoride, teeth and health. London; Pitman Medical;1976. Abstract at: <https://www.bfsweb.org/fluoride-teeth-and-health>. Accessed October 28, 2017.
25. Knox EG. Fluoridation of water and cancer: a review of the epidemiological evidence. Report of the Working Party. London: Her Majesty's Stationary Office;1985. Available at: <https://archive.org/details/op1276356-1001>. Accessed September 23, 2017.
26. National Research Council. Health effects of ingested fluoride. Report of the Subcommittee on Health Effects of Ingested Fluoride. Washington, DC: National Academy Press;1993. Available at: <https://www.nap.edu/catalog/2204/health-effects-of-ingested-fluoride>. Accessed September 23, 2017.
27. Crisp MP. Report of the Royal Commissioner into the fluoridation of public water supplies. Hobart, Tasmania, Australia: Government Printers;1968.
28. Myers DM, Plueckhahn VD, Rees ALG. Report of the committee of inquiry into fluoridation of Victorian water supplies. 1979-80 Melbourne, Victoria, Australia: FD Atkinson, Government Printer;1980:115-25.
29. Ad Hoc Committee for the U.S. Surgeon General Koop, Shapiro JR, Chairman. Report to the Environmental Protection Agency on the medical (non-dental) effects of fluoride in drinking water. 1983:1-9.
30. Duchon K. National. Fluoridation Engineer. Centers for Disease Control and Prevention. Personal communication. October 24, 2017.
31. U.S. Patent 3,091,513. Fluorine recovery. May 28, 1963. Available at: <https://patents.google.com/patent/US3091513A/en>. Accessed August 28, 2017.
32. U.S. Patent 3,386,892. Purification of fluosilicic acid solution by distillation with phosphoric acid solution. June 4, 1968. Available at: <https://patents.google.com/patent/US3386892A/en>. Accessed August 28, 2017.
33. U.S. Patent 3,615,195. Fluosilicic acid recovery. October 26, 1971. Available at: <https://patents.google.com/patent/US3615195A/en>. Accessed August 28, 2017.
34. U.S. Patent 3,764,658. Production of fluosilicic acid. October 9, 1973. Available at: <https://patents.google.com/patent/US3764658A/en>. Accessed August 28, 2017.
35. U.S. Patent 4,762,698. Method for increasing fluosilicic acid recovered from wet process phosphoric acid production. August 9, 1988. Available at: <https://patents.google.com/patent/US4762698A/en>. Accessed August 28, 2017.
36. U.S. Patent 4,026,990. Production of low-fluoride gypsum as a by-product in a phosphoric acid process. May 31, 1977. Available at: <https://patents.google.com/patent/US4026990A/en>. Accessed August 28, 2017.
37. O'Phelan, AM. Fruit's pulp, seeds, oil all involved in making a number of products. Times Publishing Company. March 18, 2013. Available at: <http://www.tbo.com/orange-peels-and-everything-else-put-to-good-use-504764>. Accessed October 2, 2017.
38. U.S. Department of Labor. Occupational Safety and Health Administration. OSHA Law & Regulation. Available at: <https://www.osha.gov/law-regs.html>. Accessed October 2, 2017.
39. American Water Works Association. Safety Management for Utilities. AWWA Manual M3. Seventh Edition. 2014.
40. *Federal Register* 2012 Mar 26;77(58):11573-896. Available at: <https://www.federalregister.gov/documents/2012/03/26/2012-4826/hazard-communication>. Accessed October 2, 2017.
41. Brown R, McTigue N, Graf K. Monitoring fluoride: how closely do utilities match target versus actual levels? *AWWA Opflow* 2014;40(7):10-14.
42. Barker LK, Duchon KK, Lesaja S, Robison VA, Presson SM. Adjusted fluoride concentrations and control ranges in 34 states: 2006-2010 and 2015. *AWWA Journal* 2017;109(8):13-25. Abstract at: <https://www.awwa.org/publications/journal-awwa/abstract/articleid/65512820.aspx>. Accessed October 2, 2017.

Fluoridation Practice References

43. Centers for Disease Control and Prevention. Engineering and administrative recommendations for water fluoridation, 1995. MMWR 1995;44(No.RR-13). Available at: <https://www.cdc.gov/mmwr/preview/mmwrhtml/00039178.htm>. Accessed October 2, 2017.
44. American Water Works Association. Internal corrosion control in water distribution systems. AWWA Manual M58. Second edition. Denver. 2017.
45. *Federal Register* 1998 Aug 19;53(160):44512-36. Available at: <https://www.federalregister.gov/documents/1998/08/19/98-22056/national-primary-drinking-water-regulations-consumer-confidence-reports>. Accessed September 20, 2017.
46. U.S. Environmental Protection Agency. Drinking Water Requirements for States and Public Water Systems. Optimal corrosion control treatment evaluation technical recommendations. 2016. Available at: <https://www.epa.gov/dwreginfo/optimal-corrosion-control-treatment-evaluation-technical-recommendations>. Accessed September 20, 2017.
47. Edmunds WM, Smedley PL. Fluoride in natural waters. In Selinus O. (ed): *Essentials of Medical Geology*, Revised Edition. Netherlands, Springer. 2013:311-336.
48. Pollick PF. Water fluoridation and the environment: current perspective in the United States. *Int J Occup Environ Health* 2004;10(3):343-50. Abstract at: <https://www.ncbi.nlm.nih.gov/pubmed/15473093>. Accessed on September 20, 2017.
49. Osterman JW. Evaluating the impact of municipal water fluoridation on the aquatic environment. *Am J Public Health* 1990;80(10):1230-5. Article at: <https://www.ncbi.nlm.nih.gov/pmc/articles/PMC1404812>. Accessed on September 20, 2017.
50. Tacoma-Pierce County Health Department. Tacoma-Pierce County Health Department fluoridation resolution. WAC197-11-960 environmental checklist. August 2002.

Public Policy

57. What is public health?.....	85	63. Opposition tactics?	93
58. Valuable measure?	86	64. Internet?	96
59. Reduce disparities?	88	65. Public votes?	97
60. Support for fluoridation?	89	66. International fluoridation?	101
61. Courts of law?.....	91	67. Banned in Europe?	102
62. Opposition?	92		

57. What is public health?

Answer.

Public health promotes and protects the health of people and the communities where they live, learn, work and play. Public health measures improve the quality of life for members of the community.

Fact.

Public health has numerous definitions and dimensions. It can encompass issues of research, education, regulation, policy and more. It focuses on the health of entire populations that can vary in size from as small as a local neighborhood to a small-sized community and a large-sized city. It also can focus on populations with a state, national or even global perspective. But how does public health affect our everyday lives? Individuals are touched by public health measures every day without giving them a second thought. For example, garbage pick-up and disposal prevent the spread of disease. The stoplight at a busy intersection protects motorists and pedestrians from injury. Building sidewalks in communities provides the option for people to walk to help control their weight and improve their heart health. Smoke-free laws help prevent lung cancer. All of these are public health in action.

Community water fluoridation is another example of a public health measure.

- Optimally fluoridated water is accessible to the entire community regardless of socioeconomic status, educational attainment or other social variables.¹
- Individuals do not need to take special action or otherwise change their behavior to obtain the benefits of fluoridation.

- Frequent exposure to small amounts of fluoride over time makes fluoridation effective through the life span in helping to prevent tooth decay.²
- Community water fluoridation is more cost-effective and cost-saving than other forms of fluoride treatments or applications.^{3, 4}

During the 20th century, the health and life expectancy of persons residing in the United States improved dramatically. Since 1900, the average life span of persons in the United States lengthened by greater than 30 years; 25 years of this gain are attributable to advances in public health. Many notable public health achievements occurred during the 1900s. In a series of reports during 1999, the *Morbidity and Mortality Weekly Report (MMWR)* profiled 10 public health achievements chosen to highlight the contributions of public health and to describe the impact of these contributions on the health and well being of persons in the United States.⁵

Ten Great Public Health Achievements — United States, 1900-1999⁵

- Vaccination
- Motor-vehicle safety
- Safer workplaces
- Control of infectious diseases
- Decline in deaths from coronary heart disease and stroke
- Safer and healthier foods
- Healthier mothers and babies
- Family planning
- Fluoridation of drinking water
- Recognition of tobacco use as a health hazard

In discussing the contribution of fluoridation, the October 22, 1999 MMWR⁶ noted fluoridation of community drinking water was a major factor responsible for the decline in tooth decay during the second half of the 20th century. Although other fluoride-containing products are available, water fluoridation remains the most equitable and cost-effective method of delivering fluoride to all members of communities, regardless of age, educational attainment, or income level.⁶

58. Is water fluoridation a valuable public health measure?

Answer.

Yes. Community water fluoridation is a public health measure that benefits people of all ages and is a public health program that saves money for families and the health care system. Because fluoridation reaches large numbers of people where they live, learn, work and play, it is more effective than other forms of fluoride delivery. Water fluoridation reaches everyone in the community regardless of age, race, education, income level or access to routine dental care. Because of the important role it has played in the reduction of tooth decay, the Centers for Disease Control and Prevention (CDC) has proclaimed community water fluoridation one of 10 great public health achievements of the 20th century.^{5,6}

Community water fluoridation is a public health measure that benefits people of all ages and is a public health program that saves money for families and the health care system.

Fact.

Throughout decades of research and more than 70 years of practical experience, fluoridation of public water supplies has been responsible for dramatically improving the public's oral health status.

It has been said that those who cannot remember the past are condemned to repeat it. As generations pass, details from life in the 1930s and 1940s fade.

The oral health of Americans suffered greatly during the time of the Great Depression and into the era of World War II. There were no public health programs in place that addressed tooth decay and the loss of teeth was viewed as an eventuality. In fact, as World War II approached, those joining the U.S. Army were required to have six back teeth (three on the top and three on the bottom) that opposed each other to serve the function of chewing food and six front teeth (three on the top and three on the bottom) that opposed each other for the purpose of biting into food. The number of men disqualified for dental reasons far exceeded all expectations as "dental disease" became the most common reason for military deferment. One out of eleven registrants examined was disqualified for military service due to dental issues.⁷ After Pearl Harbor it was apparent that the manpower needed to fight a global war could be obtained only if dental standards for induction were drastically relaxed. By March 1942, the standards had been revised so that a man who was "well nourished, of good musculature, and free from gross dental infections" but who was completely edentulous (without any teeth) could be inducted if his condition was corrected or could be corrected with dentures.⁷

Because fluoridation reaches large numbers of people where they live, learn, work and play, it is more effective than other forms of fluoride delivery.

In January 1945, a community water fluoridation trial began in Grand Rapids, Michigan followed within months by trials in Newburgh, NY (May 1945), Brantford, Ontario (June 1945) and Evanston, IL (February 1947). Reductions in tooth decay were dramatic leading to the rapid adoption of fluoridation in cities across the U.S. As a result, tooth decay declined sharply during the second half of the 20th century. Tooth loss was no longer considered inevitable.

Former U.S. Surgeon General, Dr. Luther Terry, called fluoridation as vital a public health measure as immunization against disease, pasteurization of milk and purification of water.⁸

Another former U.S. Surgeon General, Dr. C. Everett Koop, wrote:

...this preventive measure (fluoridation) is the single most important commitment that a community can make to the oral health of its children and to future generations. I urge all health officials and concerned citizens to join me in supporting this commitment and in the task of achieving water fluoridation for all community drinking water supplies which lack the fluoride content needed for the prevention of dental caries.⁹

In 1999, because of the dramatic role it played in the reduction of tooth decay, the Centers for Disease Control and Prevention (CDC) proclaimed community water fluoridation one of 10 great public health achievements of the 20th century.^{5,6}

In May 2000, U.S. Surgeon General Dr. David Satcher issued the first ever Surgeon General's report on oral health titled, *Oral Health in America: A Report of the Surgeon General*.¹⁰ In 2001, Dr. Satcher issued a statement on fluoridation in which he noted:

...community water fluoridation continues to be the most cost-effective, practical and safe means for reducing and controlling the occurrence of dental decay in a community...water fluoridation is a powerful strategy in efforts to eliminate health disparities among populations.¹¹

In the 2003 *National Call to Action to Promote Oral Health*,¹² U.S. Surgeon General Dr. Richard Carmona called on individuals and groups who are most concerned and in a position to act to apply strategies to enhance the adoption and maintenance of proven community-based interventions such as community water fluoridation.¹² In his 2004 *Statement on Community Water Fluoridation*,¹³ Dr. Carmona wrote:

While we can be pleased with what has already been accomplished, it is clear that there is much yet to be done. Policymakers, community leaders, private industry, health professionals, the media, and the public should affirm that oral health is essential to general health and well-being and take action to make ourselves, our families, and our communities healthier. I join previous Surgeons General in acknowledging the continuing public health role for community water fluoridation in enhancing the oral health of all Americans.¹³

In 2013, U.S. Surgeon General Dr. Regina M. Benjamin wrote:¹⁴

...As Surgeon General I have been working hard to encourage individuals and communities to make healthy choices because I believe it is better to prevent illness and disease rather than treat it after it occurs. Community water fluoridation is one of the most effective choices communities can make to prevent health problems while actually improving the oral health of their citizens... Fluoridation's effectiveness in preventing tooth decay is not limited to children, but extends throughout life, resulting in fewer and less severe cavities. In fact, each generation born since the implementation of water fluoridation has enjoyed better dental health than the generation that preceded it...¹⁴

U.S. Surgeon General Dr. Vivek H. Murthy issued a video statement supporting community water fluoridation in December 2015.¹⁵ In his video and written statement on fluoridation issued in 2016,^{15,16} Surgeon General Murthy emphasized:

Our progress on this issue over the past 70 years has been undeniable. But we still have work to do. Because we know that so much of our health is determined by zip code rather than genetic code. That's why creating a culture of disease prevention through community efforts — and ensuring health equity for all — is one of my highest priorities. Community water fluoridation helps us meet these goals; as it is one of the most cost-effective, equitable, and safe measures communities can take to prevent tooth decay and improve oral health.^{15,16}

Today, the focus in achieving and maintaining health is on prevention. Established by the U.S. Department of Health and Human Services, Healthy People 2020¹⁷ provides a science-based, comprehensive set of ambitious, yet achievable, ten-year national objectives for improving the health of the public. Included under oral health is an objective to expand the fluoridation of public water supplies. Objective 13 states that at least 79.6% of the U.S. population served by community water systems should be receiving the benefits of optimally fluoridated water by the year 2020.¹⁸ Data from the CDC indicate that in 2014, 74.4% of the U.S. population on public water systems, or a total of 211.4 million people, had access to fluoridated water.¹⁹

Established by the U.S. Department of Health and Human Services in 1996, the Community Preventive Services Task Force develops and disseminates guidance on which community-based health promotion and disease prevention intervention approaches work, and which do not work, based on available scientific evidence. The Task Force issues findings based on systematic reviews of effectiveness and economic evidence. The Guide to Community Preventive Services (“The Community Guide”) is a collection of evidence-based findings of the Community Preventive Services Task Force and is designed to assist decision makers in selecting interventions to improve health and prevent disease.²⁰

The Community Guide reviews are designed to answer three questions:

1. What has worked for others and how well?
2. What might this intervention approach cost, and what am I likely to achieve through my investment?
3. What are the evidence gaps?²⁰

The Community Preventive Services Task Force recommends community water fluoridation to reduce tooth decay.²¹

Reports have been released by the U.S. Department of Health and Human Services that encourage the use of preventive interventions to improve the overall and oral health of the nation.^{22,23} Specific to oral health, two reports issued in 2011 by the Institute of Medicine acknowledge water fluoridation is an effective intervention for the prevention of tooth decay. *Advancing Oral Health in America*²⁴ referred to water fluoridation as an effective prevention intervention, while *Improving Access to Oral Health Care for Vulnerable and Underserved Populations*²⁵ acknowledged that evidence regarding community water fluoridation programs continues to validate its effectiveness, safety and cost-saving benefits.

59. Does water fluoridation reduce disparities in dental health?

Answer.

Yes, evidence indicates water fluoridation helps to reduce the disparities in dental health at the community level. Populations with lower socioeconomic status (SES) who live in fluoridated communities have less tooth decay than their peers in nonfluoridated communities.

Fact.

In the first ever Surgeon’s General Report on Oral Health issued in May 2000, U.S. Surgeon General David Satcher noted that community water fluoridation is safe and effective in preventing dental caries in both children and adults. Fluoridation benefits all residents served by community water supplies regardless of their social or economic status.¹⁰ In 2001, Dr. Satcher issued a statement on fluoridation in which he noted:

...community water fluoridation continues to be the most cost-effective, practical and safe means for reducing and controlling the occurrence of dental decay in a community...water fluoridation is a powerful strategy in efforts to eliminate health disparities among populations.¹¹

“...water fluoridation is a powerful strategy in efforts to eliminate health disparities among populations.”

Established by the U.S. Department of Health and Human Services, Healthy People 2020 provides a science-based, comprehensive set of ambitious, yet achievable, ten-year national objectives for improving the health of the public and reducing health disparities.¹⁷ Starting with Healthy People 2000, one of the overarching goals of Healthy People has focused on disparities. With Healthy People 2020, that goal was expanded to achieve health equity, eliminate disparities, and improve the health of all groups.²⁵ Healthy People 2020 provides the following definitions.

Health disparity — a particular type of health difference that is closely linked with social, economic, and/or environmental disadvantage. Health disparities adversely affect groups of people who have systematically experienced greater obstacles to health based on their racial or ethnic

group; religion; socioeconomic status; gender; age; mental health; cognitive, sensory, or physical disability; sexual orientation or gender identity; geographic location; or other characteristics historically linked to discrimination or exclusion.²⁵

Health equity — the attainment of the highest level of health for all people. Achieving health equity requires valuing everyone equally with focused and ongoing societal efforts to address avoidable inequalities, historical and contemporary injustices, and the elimination of health and health care disparities.²⁵

The association between social class and disparities in dental health has been established through extensive studies and reviews.²⁶⁻²⁸ Studies in communities both with and without fluoridated water consistently have shown higher levels of tooth decay in lower socioeconomic groups. Additional studies have evaluated the differences in children's tooth decay experience among socioeconomic groups and the effect that community water fluoridation has had on that experience.²⁹⁻³⁵ In areas with water fluoridation, children with low socioeconomic status (SES) had greater cavity experience than those with high SES. However, the tooth decay rates were higher for children with low SES who had no exposure to fluoridation compared to children with low SES who had exposure to fluoridated water.²⁹⁻³⁵ These studies demonstrate the positive effects that fluoridation has in reducing oral health disparities.

In 2011, a report by the Institute of Medicine, *Improving Access to Oral Health Care for Vulnerable and Underserved Populations*,³⁶ acknowledged that evidence regarding community water fluoridation programs continues to validate its effectiveness, safety and cost-saving benefits.

Under the topic "Oral Health," Healthy People 2020 includes an objective to expand the fluoridation of public water supplies. Objective 13 states that at least 79.6% of the U.S. population served by community water systems should be receiving the benefits of optimally fluoridated water by the year 2020.¹⁸ Data from the CDC indicate that in 2014, 74.4% of the U.S. population on public water systems, or a total of 211.4 million people, had access to fluoridated water.¹⁹ Conversely, approximately 25% or more than 72.7 million people on public water systems do not receive the decay preventing benefits of fluoridation — a powerful strategy communities can implement in efforts to eliminate health disparities.

60. Along with the American Dental Association, who supports community water fluoridation?

Answer.

Many organizations, such as the National Dental Association, Hispanic Dental Association, American Academy of Pediatrics, American Medical Association, American Public Health Association and the World Health Organization also have policies that support community water fluoridation.

Many organizations, such as the National Dental Association, Hispanic Dental Association, American Academy of Pediatrics, American Medical Association, American Public Health Association and the World Health Organization also have policies that support community water fluoridation.

Fact.

The American Dental Association (ADA) adopted its original resolution in support of fluoridation in 1950³⁷ and has repeatedly reaffirmed its position publicly and in its House of Delegates based on its continuing evaluation of the safety and effectiveness of fluoridation.²⁷

The National Dental Association (NDA) is the largest and oldest organization of minority oral health professionals in the world.³⁹ Representing more than 7,000 minority dentists, nationally and abroad,³⁹ the NDA seeks to provide continued advancement of the highest quality of oral health care and safety for the public.⁴⁰ In 2012, the NDA adopted the following position:⁴⁰

It is therefore, the position of the National Dental Association that Community Water Fluoridation is safe, beneficial and cost-effective and should be encouraged and supported under the following conditions:

- Community water supplies should contain the optimal fluoride levels as recommended by the U.S. Public Health Service (a range from 0.7 – 1.2 parts per million)
- Local communities and dental societies should be in agreement with and support the fluoridation project in their communities.

- Appropriate resources monitoring capabilities should be available to ensure that the appropriate water fluoride monitoring infrastructures are in place at all times in the impacted communities.⁴⁰

In a policy position released in 2012,⁴¹ the Hispanic Dental Association (HDA) noted that the HDA mission works toward the elimination of oral health disparities in the Hispanic community and that the benefits of fluoridation are critical to HDA's endorsement. The HDA position statement⁴¹ includes the following item:

Therefore, it is the position of the Hispanic Dental Association to:

1. Endorse community water fluoridation in all communities — especially the Hispanic and underserved communities — as a safe, beneficial and cost-effective public health measure based on science for preventing dental caries and to aid in the reduction of oral health disparities.⁴¹

As part of its core values⁴² the American Academy of Pediatrics (AAP) is dedicated to promoting optimal health and wellbeing for every child. With a strong emphasis on policy, advocacy and education,⁴² the AAP is a strong advocate for community water fluoridation. In support of water fluoridation⁴³ the AAP states:

Water fluoridation is a community-based intervention that optimizes the level of fluoride in drinking water, resulting in preeruptive and posteruptive protection of the teeth. Water fluoridation is a cost-effective means of preventing dental caries, with the lifetime cost per person equaling less than the cost of 1 dental restoration.⁴³

The American Medical Association's (AMA) mission is to promote the art and science of medicine and the betterment of public health.⁴⁴ Its House of Delegates first endorsed fluoridation in 1951⁴⁵ and the AMA reaffirmed its support for water fluoridation in 2011.⁴⁶

The American Public Health Association (APHA) champions the health of all people and all communities and speaks out for public health issues and policies backed by science.⁴⁷ It has supported community water fluoridation as a safe and effective public health measure for the prevention of tooth decay since 1950.⁴⁸ The APHA reaffirmed its support in 2008 by stating that it strongly endorses and recommends

“the fluoridation of all community water systems as a safe and effective public health measure for the prevention of tooth decay.”⁴⁹

The goal⁵⁰ at the World Health Organization (WHO) is to build a better, healthier future for people all over the world. The WHO, which initially adopted policy recommending the practice of water fluoridation in 1969,⁵¹ reaffirmed its support for fluoridation in 1994⁵² stating:

Providing that a community has a piped water supply, water fluoridation is the most effective method of reaching the whole population, so that all social classes benefit without the need for active participation on the part of individuals.⁵²

In 2004, the WHO once again affirmed its support stating that “Water fluoridation, where technically feasible and culturally acceptable, has substantial public health benefits.”⁵³ In 2007, the Sixtieth World Health Assembly adopted *WHA60.17-Oral health action plan for promotion and integrated disease prevention*⁵⁴ which urges member states to:

(4) for those countries without access to optimal levels of fluoride, and which have not yet established systematic fluoridation programmes, to consider the development and implementation of fluoridation programmes, giving priority to equitable strategies such as the automatic administration of fluoride, for example, in drinking-water, salt or milk, and to the provision of affordable fluoride toothpaste;⁵⁴

In 2016, WHO officials wrote:

The use of fluoride is a major breakthrough in public health. Controlled addition of fluoride to drinking water supplies in communities where fluoride concentration is below optimal levels to have a cariostatic effect began in the 1940s and since then extensive research has confirmed the successful reduction in dental caries in many countries.⁵⁵

Additionally a list of more than 35 organizations with positions/policies supporting community water fluoridation can be viewed on ADA's website at www.ADA.org/fluoride in the section marked “Fluoridation Links.” Each organization is listed with a link to their specific fluoridation position/policy. Below are just a few of the organizations listed on the website.

- American Association of Dental Research
- American Association of Public Health Dentistry
- American Water Works Association
- Association of State and Territorial Dental Directors
- Centers for Disease Control and Prevention
- International Association of Dental Research
- National Institute of Dental and Craniofacial Research

Many organizations in the United States and around the world recognize the benefits of community water fluoridation. The ADA has developed a list of “National and International Organizations that Recognize the Public Health Benefits of Community Water Fluoridation for Preventing Dental Decay.” Please see the ADA website at www.ADA.org/fluoride for the most current listing as well as information on reproduction and distribution of the list.

However, support for fluoridation doesn’t end with a list of organizations. In many cases, local newspaper editorial boards support fluoridation. Perhaps the most notable of these efforts occurred when the 2013 Pulitzer Prize for Journalism — Editorial Writing⁵⁶ was awarded to Tim Nickens and Daniel Ruth of the *Tampa Bay Times*, St. Petersburg, Florida, for their diligent campaign that helped reverse a decision to end fluoridation of the water supply for the 700,000 residents of the newspaper’s home (Pinellas) county. Copies of their 10 editorials from 2012 can be viewed at <http://www.pulitzer.org/winners/tim-nickens-and-daniel-ruth>.

61. Has the legality of water fluoridation been upheld by the courts?

Answer.

Yes. Fluoridation has been thoroughly tested in the United States’ court system, and found to be a proper means of furthering public health and welfare. No court of last resort has ever determined fluoridation to be unlawful. Moreover, fluoridation clearly has been held not to be an unconstitutional invasion of religious freedom or other individual rights guaranteed by the First, Fifth or Fourteenth Amendments to the U.S. Constitution. And while cases decided primarily on procedural grounds have been won and lost by both pro- and anti-fluoridation interests, to ADA’s knowledge, no final ruling in any of those cases has found fluoridation to be anything but safe and effective.

Fact.

The legality of fluoridation in the United States has been thoroughly tested in our court systems. Fluoridation is viewed by the courts as a proper means of furthering public health and welfare.⁵⁷ No court of last resort has ever determined fluoridation to be unlawful. The highest courts of more than a dozen states have confirmed the constitutionality of fluoridation.⁵⁸ In 1984, the Illinois Supreme Court upheld the constitutionality of the state’s mandatory fluoridation law, resolving 16 years of court action at a variety of judicial levels.⁵⁹ Moreover, the U.S. Supreme Court has denied review of fluoridation cases thirteen times, citing that no substantial federal or constitutional questions were involved.⁵⁸

Fluoridation is viewed by the courts as a proper means of furthering public health and welfare. No court of last resort has ever determined fluoridation to be unlawful.

It has been the position of the American courts that a significant government interest in the health and welfare of the public generally overrides individual objections to public health regulation.⁵⁸ Consequently, the courts have rejected the contention that fluoridation ordinances are a deprivation of religious or individual freedoms guaranteed under the Constitution.^{58,60} In reviewing the legal aspects of fluoridation, the courts have dealt with this concern by ruling that: (1) fluoride is a nutrient, not a medication, and is present naturally in the environment; (2) no one is forced to drink fluoridated water as alternative sources are available; and (3) in cases where a person believes that fluoridation interferes with religious beliefs, there is a difference between the freedom to believe, which is absolute, and the freedom to practice beliefs, which may be restricted in the public’s interest.^{61,62}

Fluoridation is the adjustment of the level of a naturally occurring mineral found in water in order to prevent tooth decay. Courts have consistently ruled that water fluoridation is not a form of compulsory mass medication or socialized medicine.^{58,61,63} In fact, water that has been fortified with fluoride is similar to fortifying salt with iodine, milk with vitamin D and orange juice with calcium — none of which are medications.

In recent years, challenges to fluoridation have been dismissed for a variety of reasons, including that plaintiffs admitted they could not establish injury by virtue of fluoridation and that state law supporting fluoridation prevailed over local attempts to oppose fluoridation.

Interestingly, pro- and anti- fluoridation interests have each won and lost legal challenges regarding which state or local agency has regulatory authority over fluoridation, which of course varies by state and locality.

State law variances have also led to different rulings on other issues, such as whether downstream end-users of fluoridation must be given an opportunity to vote on whether to fluoridate. While cases decided primarily on procedural grounds have been won and lost by both pro- and anti- fluoridation interests, to the ADA's knowledge no final ruling in any of those cases has found fluoridation to be anything but safe and effective.

For additional information regarding the legal status of community water fluoridation in the United States, refer to *The Fluoride Legislative User Information Database* (FLUID) which is a comprehensive database containing historical information on legal cases decided by U.S. courts. The database also contains current information on federal and state policies regarding community water fluoridation. The website can be accessed at: <http://fluidlaw.org>.

62. Why does opposition to community water fluoridation continue?

Answer.

Public health controversies sometimes exist regarding public health interventions. In public health there can be tension between “public good” and “individual freedoms.” Because public health deals with populations it is all but impossible to resolve issues to achieve approval from 100 percent of the individuals within the population. When looking at fluoridation, some individuals opposed to fluoridation are sincere in their beliefs. Others ignore what constitutes reputable scientific evidence as defined by the vast majority of the scientific community and choose instead to base their beliefs on personal opinions and studies with flawed methodologies.

Fact.

Fluoridation is considered beneficial by the overwhelming majority of the health and scientific communities as well as the general public. A vast body of scientific literature endorses water fluoridation as a safe means of reducing the incidence of tooth decay. Support for fluoridation among scientists and health professionals, including physicians and dentists, is nearly universal. Recognition of the benefits of fluoridation by the American Dental Association, the American Medical Association, the American Academy of Pediatrics, governmental agencies and other national health and civic organizations continues as a result of published, peer-reviewed research.

Fluoridation has a long history of being a political issue, as well as a scientific one, with opposition including activists from both the right and the left of the political spectrum. In the late 40s, opposition to fluoridation began to appear nationwide. Reportedly, one of the first public votes on fluoridation occurred in 1950 in Stevens Point, Wisconsin,⁶⁴ when a local activist initiated a campaign to stop the introduction of what he called “poison” into the water system. The campaign quickly moved from being a discussion of the science to a political campaign that included the involvement of a large number of civic groups, unofficial public petitions, calls for a debate, campaign rallies and numerous letters to the editor that “kept typesetters busy preparing for print the thousands of words that poured into the editor’s desk.” After 1950 when the U.S. Public Health Service and ADA endorsed fluoridation, proponents became more organized in their efforts to promote fluoridation while the opposition capitalized on the political nature of the struggle and used lessons learned in Stevens Point.

Of the small faction that opposes water fluoridation for philosophical reasons, freedom of choice probably is one of the most frequently cited issues. People take the stance that society should not “force” individuals to act in ways that are beneficial to their own health or the health of others. They are opposed to “government interference” in their lives.⁶⁵ Some individuals are opposed to community action on any health issue, others are opposed due to environmental or economic concerns and some are opposed because they are simply misinformed.

Opposition to fluoridation has existed since the initiation of the first programs in 1945 and continues today despite over 70 years of practical experience

showing fluoridation to be safe and effective. An article⁵⁵ that appeared in the local newspaper shortly after the first fluoridation program was implemented in Grand Rapids, Michigan, noted that the fluoridation program was slated to commence January 1, but did not actually begin until January 25. Interestingly, health officials in Grand Rapids began receiving complaints of physical ailments, including “teeth falling out and enamel peeling off their teeth,” attributed to fluoridation from citizens weeks before fluoride was actually added to the water.⁶⁶ In 1992 a community in Finland opted to stop their fluoridation program at the end of the year in December. However, it was discontinued at the end of November without the public being told. Public surveys conducted in November and December and again in March the following year revealed the occurrence and mean number of symptoms (the most common being itching and dryness of skin) were fairly similar during the periods of actual and supposed fluoridation indicating the symptoms were not caused by fluoride in the water. Interestingly, those who claimed to be able to taste the fluoride in the water made this claim equally often during actual and supposed fluoridation. A significant reduction in the symptoms occurred after those responding to the surveys became aware that fluoridation had stopped. The authors concluded that the prevalence rates of the symptoms were connected to the psychological rather than the physical effects of exposure to fluoride in water.⁶⁷

Over time, antifluoridation leaders and organizations have come and gone, but their basic beliefs have remained the same. These include: fluoride is toxic and causes numerous harmful health effects; fluoride does not prevent tooth decay; fluoridation is costly; and fluoridation interferes with freedom of choice and infringes on individual rights.

Opinions are seldom unanimous on any scientific subject. In fact, there really is no such thing as “final knowledge,” since new information is continuously emerging and being disseminated. As such, the benefit evidence must be continually weighed against risk evidence. Health professionals, decision makers and the public should be cooperating partners in the quest for accountability where decisions are based on proven benefits measured against verified risks.⁶⁸ Dentists are a valuable source of accurate information regarding water fluoridation for both their patients and their communities.

63. What are the tactics fluoridation opponents use to provoke opposition to water fluoridation?

Answer.

Fluoridation opponents use numerous tactics to disseminate misinformation and raise the fears of the public about the safety of water fluoridation. Routinely, they use scare techniques,⁶⁹ present half-truths, downplay the significance of science-based evidence and use selective reporting of results and studies to support their false allegations.⁵⁹

Fact.

While many of the arguments against fluoridation have remained relatively constant over the years, antifluoridationists have used different approaches that play upon the popular concerns of the public at the time.⁶⁵ For example, in the 1950s fluoridation was said to be a Communist plot. With America’s growing concern for environmental issues in the 1960s, fluoridation was called pollution. After the Vietnam War in the 1970s, the antifluoridationists capitalized on the popularity of conspiracy theories by portraying fluoridation as a conspiracy between the U.S. government, the dental-medical establishment and industry. As the population became more concerned about their health in the 1980s, antifluoridationists claimed fluoridation caused AIDS and Alzheimer’s disease. In the 1990s, claims of hip fractures and cancer were designed to resonate with aging baby boomers. With the new millennium, overexposure and toxicity, in association with lead poisoning, surfaced as common themes. Since the economic crisis of 2008, discussions about the cost of fluoridation are more commonplace. In the 2010s, neurotoxicity became a constant theme with charges of lower IQ and autism. Over the years, none of these approaches have ever really disappeared, but instead are often recycled as antifluoridationists choose which approach will have the greatest effect on the intended audience.⁶⁵

The internet has breathed new life into the antifluoridation effort bringing the antifluoridation message into voters’ homes.^{71,72} With just a click of the mouse, search engines can locate a large number of websites denouncing fluoridation, which can give the impression that this is a one-sided argument. Individuals who look to the internet as a source of valid and reliable information often fail to recognize that these sites frequently contain personal opinion rather than scientific fact. Newspaper stories,

press releases and letters to the editor are often posted as documentation of the “science” behind antifluoridationists’ claims. All too often, the public accepts this type of information as true simply because it is in print. Opposition videos are available from national antifluoridation organizations and are shared at no cost via vehicles such as YouTube making it possible for every campaign to bring an antifluoridationist to the community. Social media such as Facebook and Twitter are used to spread antifluoridation messaging to the public and to assist in organizing local efforts. These venues have allowed the small faction of antifluoridationists to be linked across the country and around the world and promote their message quickly, repeatedly and economically.

Spreading misinformation impacts public policy and costs society in immeasurable ways. The opponents’ claims and opinions can escalate to emotional arguments that, in the end, can delay, or prevent the introduction of a water fluoridation program or stop an existing program.⁷⁰ More people, especially those involved in policy decisions, need to be better informed about these tactics. In making decisions that affect the health of the community, it is important to distinguish between someone’s personal opinion disguised as science and information based on the best available scientific evidence. It is perfectly acceptable to have your own opinion but it is unacceptable to have your own “facts” derived from something less than reputable science.

In making decisions that affect the health of the community, it is important to distinguish between someone’s personal opinion disguised as science and information based on the best available scientific evidence.

In 1993 the U.S. Supreme Court issued a landmark decision that many view as likely to restrict the use of information inferred as science in the federal courts and in those state courts which adopt this reasoning. The Court determined that while “general acceptance” is not needed for scientific evidence to be admissible, federal trial judges have the task of ensuring that an expert’s testimony rests on a reasonable foundation and is relevant to the issue in question.⁷³ According to the Supreme Court, many considerations will bear on whether the expert’s underlying reasoning or methodology is scientifically valid and applicable in a given case. The Court set out four criteria that judges could use when evaluating scientific testimony:

1. whether the expert’s theory or technique can be (and has been) tested, using the scientific method,
2. whether it has been subject to peer review and publication (although failing this criteria alone is not necessarily grounds for disallowing the testimony),
3. its known or potential error rate and the existence and maintenance of standards in controlling its operation and
4. whether it has attracted widespread acceptance within a relevant scientific community, since a known technique that has been able to attract only minimal support may properly be viewed with skepticism.⁷³

The scientific validity and relevance of claims made by opponents of fluoridation might be best viewed when measured against these criteria.⁷³ The techniques used by antifluoridationists are well known and have been discussed at length in a number of published articles that review the tactics used by antifluoridationists.^{58,65,68-70,74-77} Examples of a few of the techniques can be viewed in Figure 5.

Figure 5. Opposition Tactics

Targeting Politicians and Community Leaders: Antifluoridation websites contain draft letters to be sent to newspaper publishers, water departments, and community public officials warning them of their “liability” should they support or endorse water fluoridation. Leaders are urged to remain “neutral” and allow fluoridation decisions to be put to a public vote, therefore, relieving the leaders of any and all responsibility in the matter. Antifluoridationists use the time gained to conduct a public referendum to bombard the public with misinformation designed to turn public opinion against fluoridation.

Unproven Claims: Antifluoridationists have repeatedly claimed fluoridation causes an entire laundry list of human illnesses, including AIDS, Alzheimer’s disease, cancer, Down Syndrome, genetic damage, heart disease, lower intelligence, kidney disease, osteoporosis and hip fractures. None of these claims has a basis in fact. These allegations are often repeated so frequently during campaigns that the public assumes they must be true. Their appearance in print, even if only in letters to the editor of the local newspaper, reinforces the allegation’s credibility. With just a small amount of doubt established, the opposition slogan, “If in doubt, vote it out,” often rings true with voters.

Innuendo: The statement, “Fifty years ago physicians and dentists posed for cigarette ads,” is an example of innuendo or, more specifically, guilt by association. Even though fluoridation is not mentioned, individuals are expected to make the connection that the medical community changed its position on smoking so it is possible health professionals are wrong about fluoridation, too.

Outdated Studies and Statements from “Experts”: Antifluoridation websites often offer a list of “respected medical professionals and scientists” who have spoken out against fluoridation. One of those often quoted is Dr. Charles Gordon Heyd who is noted to be a Past President of the American Medical Association (AMA). What is not disclosed is the source of the quote or that Dr. Heyd was President of the AMA in 1936 – almost ten years before water fluoridation trials began. His decades-old quote certainly does not represent the current AMA position of support for water fluoridation and is characteristic of antifluoridationists’ use of items that are out of date. Additionally, antifluoridationists have claimed that fourteen Nobel Prize winners have “opposed or expressed reservations about fluoridation.” It should be noted that the vast majority of these individuals were awarded their prizes from 1929 through 1958.

Statements Out of Context: One of the most repeated antifluoridation statements is, “Fluoride is a toxic chemical. Don’t let them put it in our water.” This statement ignores the scientific principle that toxicity is related to dosage and not just to exposure to a substance. Examples of other substances that can be harmful in the wrong amounts, but beneficial in the correct amounts, are salt, vitamins A and D, iron, iodine, aspirin and even water itself.

Conspiracy Theories: Hardly a fluoridation campaign goes by without those opposed to fluoridation bringing up any number of conspiracy theories about fluoridation. Whether it is the claim that scientists from the original atomic bomb program secretly shaped and guided the early Newburgh, NY, fluoridation trial or that chemtrails are a government plot to spread fluoride, these claims have no basis in fact. Even the belief that fluoridation was a communist plot to destroy America was famously parodied in the 1964 movie *Dr. Strangelove*. Over the decades, those opposed to fluoridation have used propaganda schemes and conspiracy theories that reflected the social and political environment of the times. Today, “follow the money” is a common theme as the opposition claims that the beverage industry, the companies supplying fluoride additives and others are financially backing researchers, as well as dental and medical groups, who are promoting fluoridation. None of these claims has a basis in fact.

Treating Correlation as Causation: Many people have heard the phrase that “correlation does not imply causation.” In other words, just because two events seem to fluctuate in tandem does not prove that they are meaningfully related to one another. For example, statistics show that sales of ice cream increase in warm summer months. Statistics also show that crime goes up in large cities in the summer. However, it would be ludicrous to draw the conclusion that ice cream causes an increase in crime. Yet this is exactly the type of logic exercised in some arguments and studies promoted by those opposed to fluoridation. For example, the opposition often points to Kentucky as having a large portion of the population on public water supplies receiving fluoridated water. And that’s correct. In 2014, Kentucky was ranked the number one state in the U.S. as 99.9% of its public water systems were fluoridated. But the opposition also points to the fact that Kentucky suffers from a large number of people who have lost their teeth. They draw the conclusion that this proves fluoridation does not work — without looking at other factors that influence this outcome. For example, while there is a large number of public water systems that are fluoridated, Kentucky has a large rural population that does not have access to public water supplies. Additionally, and perhaps most importantly, Kentucky’s population has a high rate of tobacco use which is known to be a risk factor for periodontal (gum) disease which can lead to the loss of teeth.

64. Where can valid, evidence-based information about water fluoridation be found on the internet?

Answer.

There are many reputable sites on the internet that provide information on fluorides and fluoridation including the American Dental Association as well as other reputable health and science organizations and government agencies. These sites provide information that is consistent with the best available scientific evidence.

Fact.

One of the most widely respected sources for information regarding fluoridation and fluorides is the American Dental Association’s (ADA) Fluoride and Fluoridation website at www.ADA.org/fluoride. (See Figure 6.) From the ADA website individuals can link to other fluoridation websites such as:

- Centers for Disease Control and Prevention at www.cdc.gov/fluoridation
- The Community Guide at <https://www.thecommunityguide.org>
- Fluoride Science at <http://fluoridescience.org>

The internet contains numerous sources of information on fluoridation. However, not all

“science” posted on the internet is based on scientific fact. Searching the internet for “fluoride” or “water fluoridation” directs individuals to numerous websites. Some of the content found in the sites is scientifically sound. Other less scientific sites look highly technical, but contain information based on science that is unconfirmed or has not gained widespread acceptance. In many cases, the information is largely opinion. While everyone is entitled to their opinion, they are not entitled to make that opinion appear as scientific fact. Commercial interests, such as the sale of water filters, are often promoted.

Today’s technology can put the world at your fingertips but search engine technology can influence what is returned in searches. The first time the search for “fluoridation” is made, it is likely that the returns will include both pro- and anti- fluoridation websites. When you click to view a website, the search engine takes note and on subsequent searches for the same term, the search engine will return items similar to what you chose initially. For example, if you choose a pro-fluoridation website initially, the next time you search for “fluoridation,” the search engine will likely return a selection of other pro-fluoridation websites for your review. Of course the converse is also true. Clicking on anti-fluoridation websites will allow you to see a search laden with similar anti-fluoridation sites.

Figure 6. ADA Fluoride and Fluoridation Web Page



FLUORIDATION AT YOUR FINGERTIPS!

<http://www.ADA.org/fluoride>

- ADA Fluoridation Resources
- ADA Fluoridation Videos
- ADA Fluoridation News Stories
- ADA Policy and Statements
- Links to Additional Fluoridation Websites

ADA American Dental Association®

America's leading advocate for oral health

www.ADA.org

Many ADA resources are at your fingertips 24/7/365. **Order** a library book or products online, **read** JADA articles, **discuss** important topics with colleagues, **find** helpful information on professional topics from accreditation to X-rays and **recommend** our dental education animations, stories and games to your patients.

**Be resourceful.
Visit ADA.org today!**

65. Why does community water fluoridation sometimes lose when it is put to a public vote?

Answer.

Voter apathy or low voter turnout due to the vote being held as a special election or in an “off” year, confusing ballot language (a “no” vote translates to support for fluoridation), blurring of scientific issues, the use of scare tactics by those opposed to fluoridation, long campaigns that lead to “fluoridation fatigue,” lack of leadership by elected officials and a lack of political campaign skills among health professionals are some of the reasons fluoridation votes are sometimes unsuccessful.

Fact.

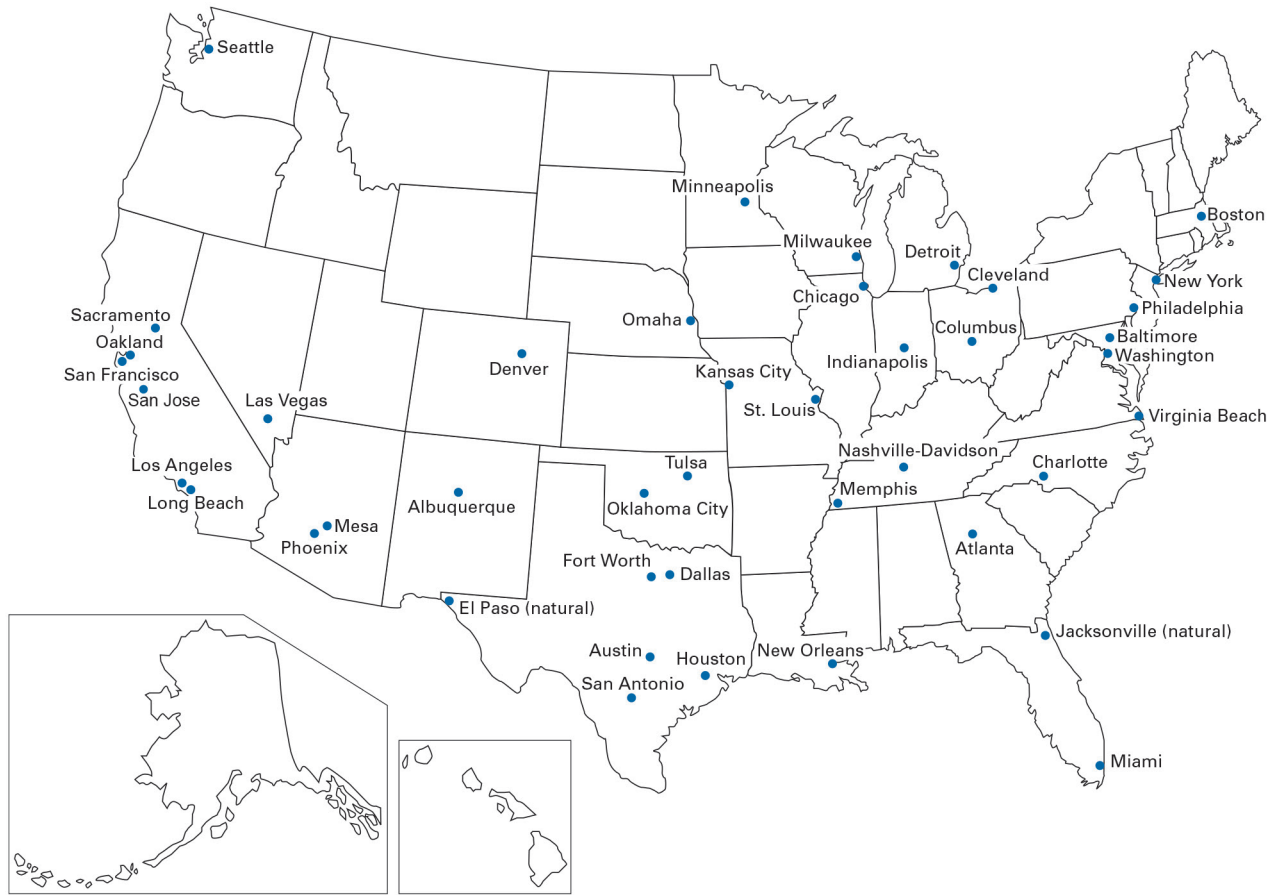
The fact is that fluoridation votes in the U.S. are more often successful than not. In 2016, it was common to see those opposed to fluoridation make statements such as “450 communities had rejected fluoridation since 2000” or similar statements using different numbers. What is not made clear is that the number of communities in these statements is a global number. Many of these communities are outside the United States.⁷⁸ In fact from 2000 through 2016, more than 515 U.S. communities in 42 states voted to adopt or retain successful fluoridation programs.⁷⁹ In the five years from 2012 to 2016, U.S. communities voted in favor of fluoridation programs by a two to one margin.^{78,79}

The fact is that fluoridation votes in the U.S. are more often successful than not...In the five years from 2012 to 2016, U.S. communities voted in favor of fluoridation programs by a two to one margin.

Since 2000, nearly 50 million people have been added to the population on public water systems in the United States that enjoys the benefit of optimally fluoridated water.⁸⁰ In 2000, 65% of the public on public water systems received fluoridated water.⁸¹ In 2014, the percentage had increased nearly 10% to 74.4% of the population.¹⁹ But despite the continuing growth of fluoridation in this country over the past several decades, millions of people in the U.S. do not yet receive the protective benefit of fluoride in their drinking

Figure 7. Largest Fluoridated Cities

Two cities (Jacksonville, Florida and El Paso, Texas) are naturally fluoridated.*



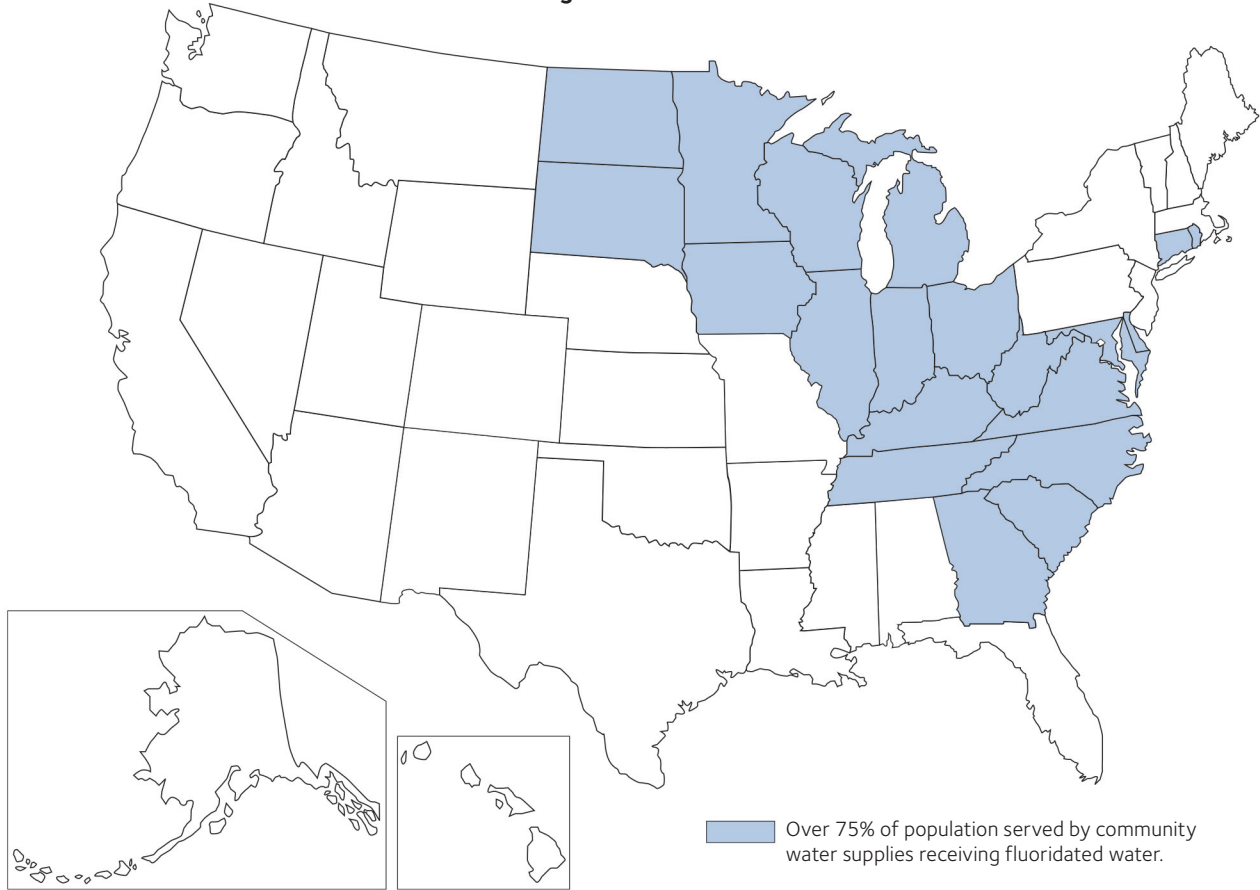
* Data compiled by the American Dental Association and Centers for Disease Control and Prevention/Division of Oral Health. Information current as of October 2017.

water. Centers for Disease Control and Prevention (CDC) data from 2014 indicated more than 25% of the population served by public water systems did not have access to fluoridated water.¹⁹ In 2017, 44 of the 50 largest cities were fluoridated.⁸² Of the 44 cities, 42 were fluoridated by adjustment and two had naturally occurring fluoride at the recommended levels (Figure 7). The remaining six largest nonfluoridated cities (in order of population largest to smallest) were: Portland, Oregon; Albuquerque, New Mexico; Tucson, Arizona; Fresno, California; Colorado Springs, Colorado; and Wichita, Kansas. In October 2017, the Albuquerque Bernalillo County Water Utility Authority authorized budget monies to restore fluoridation to their customers. It is estimated that fluoridated water will be available in six to eight months.

In 2010, recognizing the ongoing need to improve health and well-being, the U.S. Department of Health and Human Services revised national health objectives to be achieved by the year 2020.¹⁷ Included under oral health was an objective to significantly expand the fluoridation of public water supplies. Specifically, Objective 13 of Healthy People 2020 states that at least 79.6% of the U.S. population served by community water systems should be receiving the benefits of optimally fluoridated water by the year 2020.¹⁸ This replaced the Healthy People 2010 objective of 75%.⁸³ As of 2014, twenty states met or exceeded the 2020 objective.¹⁹ (See Figure 8.) Although water fluoridation reaches some residents in every state the coverage is uneven. Data from 2014 indicated that 26 states provided fluoridation benefits to 75% or more of their residents on community water systems while eight states were at or below 50%.¹⁹ (See Figure 9.)

Figure 8. States Meeting National Goal

States Meeting the Healthy People 2020 Goal Of 79.6% of the Population Served by Community Water Supplies Receiving Fluoridated Water*



* Data Source: Centers for Disease Control and Prevention/Division of Oral Health. "National Fluoridation Statistics" 2014. Available at <https://www.cdc.gov/fluoridation/statistics/2014stats.htm>

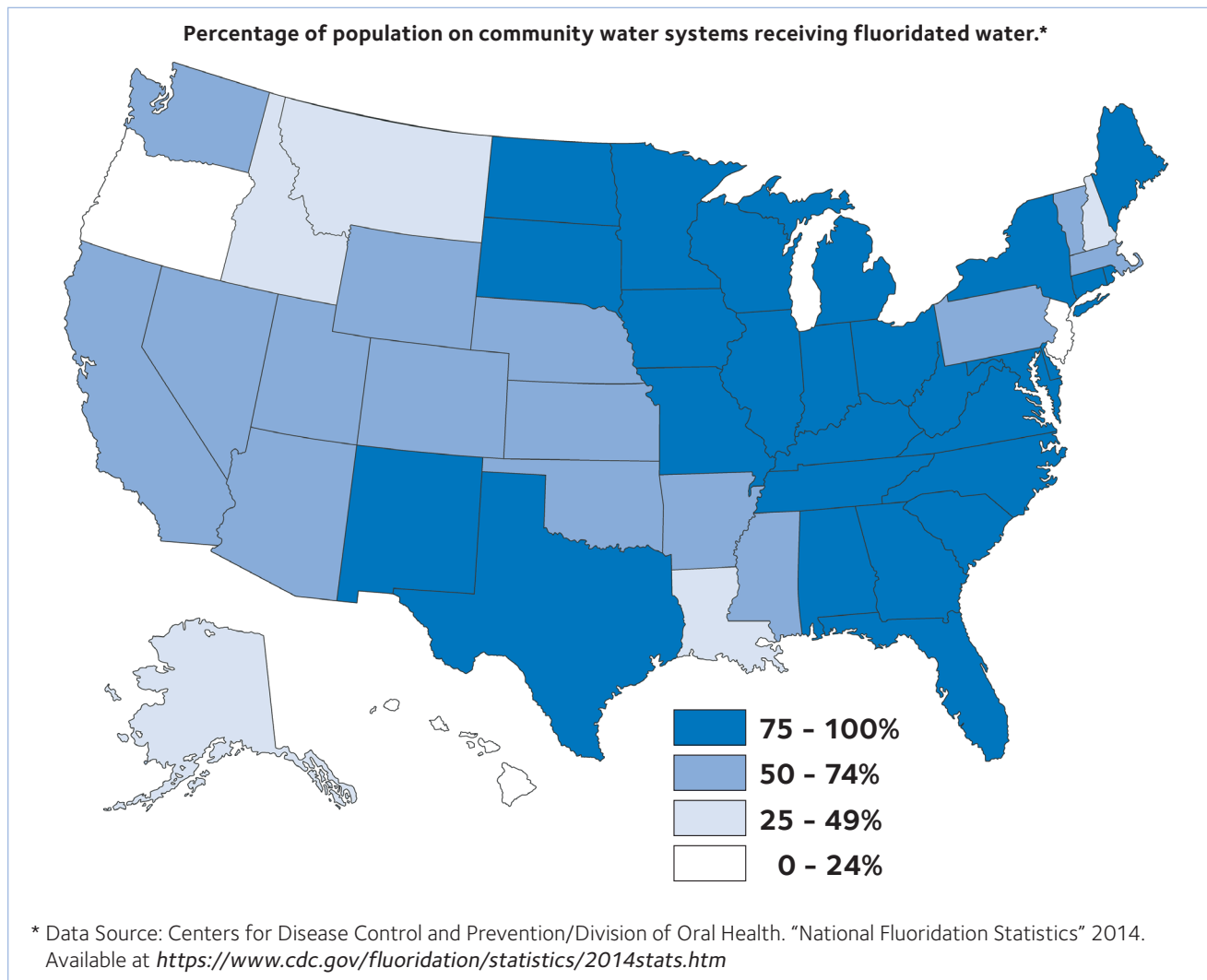
Fluoridation campaigns can vary greatly from community to community. To paraphrase an old saying, "If you've seen one fluoridation campaign, you've seen one fluoridation campaign." A number of factors commonly come into play when fluoridation is put to a public vote and does not succeed. Among those factors are a lack of funding, public and professional apathy, the failure of many legislators and community leaders to take a stand because of perceived controversy, low voter turnout and the difficulty faced by an electorate in evaluating scientific information in the midst of emotional charges by opponents. Voters are often unaware of the fluoride content of their water. Unfortunately, citizens sometimes mistakenly believe their water contains the recommended level of fluoride when, in fact, it does not. On the other hand, people sometimes say they have great teeth and don't need fluoridation

when in fact, the major reason they have such good teeth is because they've had the benefit of fluoride in the water their entire lives. And, in some cases, because fluoridation campaigns often become political campaigns, there are political factors that can sway a vote that have nothing at all to do with fluoridation.

Clever use of emotionally charged "scare" propaganda by fluoride opponents creates fear, confusion and doubt within a community when voters consider the use of fluoridation.^{84,85}

Defeats of referenda or the discontinuance of fluoridation have occurred most often when a small, vocal and well organized group has used a barrage of fear-inspiring allegations designed to confuse the electorate. In addition to attempts to influence voters, opponents have threatened community leaders with

Figure 9. State Fluoridation Status



personal litigation.⁸⁶ While no court of last resort has ever ruled against fluoridation, community leaders can be swayed by the threat of litigation due to the cost and time involved in defending even a groundless suit, not to mention threats of political fallout. The American Dental Association (ADA) knows of no cases in which community leaders have been found liable for their pro-fluoridation efforts. In no instance has fluoridation been discontinued because it was proven harmful in any way.⁸⁵⁻⁸⁷

Defeats of referenda or the discontinuance of fluoridation have occurred most often when a small, vocal and well organized group has used a barrage of fear-inspiring allegations designed to confuse the electorate.

Adoption of fluoridation is ultimately a decision of state or local decision makers, whether determined by elected officials, health officers or the voting public. Fluoridation can be enacted through state legislation, administrative regulation, ordinance or a public referendum. While fluoridation is not legislated at the federal level, it is legislated at the state and local level. As with any public health measure, a community has the right and obligation to protect the health and welfare of its citizens, even if it means overriding individual objections to implement fluoridation.

Those opposed to fluoridation sometimes comment that "the government is forcing fluoridation" on the community. But who is "the government?" The fact is that since fluoridation is implemented by state or local votes (by city councils or public vote), the people are "the government." Voters elect officials at the

state and local level to act on their behalf. Voters participate directly in public votes on fluoridation.

Each spring as part of the yearly ADA/ASTDD/CDC Community Water Fluoridation Awards program, the ADA, Association of State and Territorial Dental Directors and the CDC Division of Oral Health compile a list of water systems/communities in the United States that have adopted or retained community water fluoridation in the previous year.⁸⁸ This list is posted on the ADA website at <http://www.ADA.org/fluoride>. The ADA has also compiled a master list of U.S. communities voting to adopt or retain fluoridation programs dating from 1998 which is also available on the ADA website.⁷⁹ From 2000 through 2016, more than 515 U.S. communities in 42 states have voted to adopt or retain fluoridation. The size of these water systems/communities varies greatly — from those with a few thousand residents to the Metropolitan Water District of Southern California which provides fluoridated water to more than 18 million people.⁷⁹

The primary source for technical assistance with fluoridation efforts is the ADA's Council on Advocacy for Access and Prevention (CAAP) at the ADA. Additional support for fluoridation is available from the ADA's Division of Legal Affairs, Division of Communications and Department of State Government Affairs. Dental and health professionals seeking technical assistance can reach CAAP at 312.440.2500.

66. Is community water fluoridation accepted by other countries?

Answer.

According to the British Fluoridation Society,⁸⁹ as of November 2012, approximately 377.7 million people in 25 countries worldwide were supplied with water fluoridated by adjustment. Additionally, the number of people receiving naturally fluoridated water at the optimum level is approximately 57.4 million. Worldwide, the estimated number of people with access to optimally fluoridated water is 435.1 million and it continues to grow each year.⁸⁹ A second study estimates the number at 437.2 million.⁹⁰

According to the British Fluoridation Society, as of November 2012, approximately 377.7 million people in 25 countries worldwide were supplied with water fluoridated by adjustment.

Fact.

The value of water fluoridation is recognized internationally. Countries and geographic regions with water fluoridated by adjustment include the U.S., Argentina, Australia, Brazil, Brunei, Canada, Chile, China (Special Administrative Region of Hong Kong), Fiji, Guatemala, Guyana, the Irish Republic, Israel, Malaysia, New Zealand, Panama, Papua New Guinea, Peru, Republic of Korea (South Korea), Serbia, Singapore, Spain, the United Kingdom and Vietnam.⁸⁹ Major cities (outside the U.S.) with fluoridated water include Adelaide, Auckland, Bilbao, Birmingham, Brisbane, Buenos Aires, Cork, Dublin, Edmonton, Ho Chi Minh City (Saigon), Kuala Lumpur, Melbourne, Newcastle upon Tyne, Perth, Rio de Janeiro, San Paolo, Santiago, Seville, Sydney, Toronto, Wellington and Winnipeg.⁸⁹

Thorough investigations of fluoridation, conducted in a number of countries in addition to the U.S. including Australia, England, Ireland, New Zealand as well as by the European Commission and the World Health Organization, support the safety and effectiveness of water fluoridation.⁹⁰⁻⁹⁵

Considering the extent to which fluoridation has already been implemented throughout the world, the lack of documentation of adverse health effects is remarkable testimony to its safety.^{91-94, 96} The World Health Organization (WHO) has endorsed the practice of water fluoridation since 1969.⁵¹ In 1994, an expert committee of the WHO published a report which reaffirmed its support of fluoridation as being safe and effective in the prevention of tooth decay, and stated that “provided a community has a piped water supply, water fluoridation is the most effective method of reaching the whole population, so that all social classes benefit without the need for active participation on the part of individuals.”⁵² In 2004, the WHO once again affirmed its support.⁵³ In 2007, the Sixtieth World Health Assembly recommended that countries without access to optimal levels of fluoride or systemic fluoridation programs should consider initiating fluoridation programs.⁵⁴

A scientific evaluation of fluoride was conducted by the Scientific Committee on Health and Environmental Risks (SCHER) upon request by the European Commission (EC).⁸⁵ The EC is the European Union's (EU) executive body with responsibility to manage EU policy. The Committee was asked to critically evaluate any new evidence on the hazard profile, health effects and human exposure to fluoride. The final report,

Critical review of any new evidence on the hazard profile, health effects, and human exposure to fluoride and the fluoridating agents of drinking water was released in 2011.⁹⁵ It stated that exposure to levels of fluoride used for fluoridation of drinking water is not expected to lead to unacceptable risks to the environment. Additionally, the report concluded there was insufficient evidence or no evidence that fluoridation was linked to endemic skeletal fluorosis, osteosarcoma, lower IQs in children, thyroid or reproductive problems.⁹⁵

There are parts of the world where water fluoridation is not common. In some of these instances water fluoridation is not feasible due to the lack of a central water supply, the existence of other more life-threatening health needs, the lack of trained technical personnel or sufficient funds for start-up and maintenance costs. In some cases where water fluoridation has not been implemented, countries have chosen to institute salt fluoridation programs.

67. Is community water fluoridation banned in Europe?

Answer.

No country in Europe bans community water fluoridation.

Fact.

Under European Union (EU) law and regulations, the individual Member States can decide whether to or not to fluoridate water. Members of the European Union (EU) construct their own water quality regulations within the framework of the Drinking Water Directive⁹⁷ adopted in 1998 which outlines the quality of water intended for human consumption. They can also decide whether to or not to add fluoride to milk or salt products. There is no EU-wide obligation to add fluoride to any product consumed by humans including water nor is there an EU-wide obligation not to add fluoride to any product including water.⁸⁷

The Directive provides maximum admissible concentrations for many substances, one of which is fluoride. The Directive does not require or prohibit fluoridation; it merely requires that the fluoride concentration in water does not exceed the maximum permissible concentration of 1.5 mg/L.⁹⁷

Many fluoridation systems that used to operate in Eastern and Central Europe did not function

properly and when the Iron Curtain fell in 1989–90, fluoridation stopped because of obsolete technical equipment and lack of knowledge as to the benefits of fluoridated water.⁸⁸

Water fluoridation is not practical in some European countries because of complex water systems with numerous water sources. As an alternative to water fluoridation, many European countries have opted for the use of dietary fluoride supplements or salt fluoridation.

Basel, Switzerland is one such example.⁹⁸ Those opposed to water fluoridation claimed a large victory when Basel voted to cease water fluoridation in 2003. The facts are that Basel was the lone city with fluoridated water surrounded by communities that used fluoridated salt. In the mid-1990s, trade barriers that had prevented fluoridated salt from being sold to those living in Basel fell and soon it was evident that residents were receiving fluoride from salt as well as through drinking water. The government voted to cease water fluoridation in 2003 in light of availability and use of fluoridated salt in the community. Basel, Switzerland did not stop providing fluoride. Officials simply chose another type of fluoridation — salt fluoridation.⁹⁸

Again, no European country bans fluoridation. It has simply not been implemented for a variety of technical, legal, financial or political reasons.

Those opposed to fluoridation sometimes comment that “97% of western Europe has rejected water fluoridation,” although frequently the line becomes “most of Europe has rejected water fluoridation.” But what is not mentioned is that there are a number of countries in Europe that have opted to use fluoridated salt or milk fluoridation. (Additional information on this topic can be found in Benefits Section, Question 14.) Letters have appeared on the internet reportedly from officials in foreign countries who comment negatively regarding their country’s position on fluoridation. However, from the letters it is apparent the writers are responding to a question that is not publically available and that was designed to illicit a negative response. Additionally the credentials of the respondents do not provide any insight as to what relationship, if any, they have with the governmental bodies who have jurisdiction over fluoridation practices in their respective countries. These letters should not be construed as any country’s official position on fluoridation.

Public Policy References

1. Horowitz HS. The effectiveness of community water fluoridation in the United States. *J Public Health Dent* 1996;56(5 Spec No):253-8. Abstract at: <https://www.ncbi.nlm.nih.gov/pubmed/9034970>. Accessed October 26, 2017.
2. Buzalaf MAR, Pessan JP, Honorio HM, ten Cate JM. Mechanisms of actions of fluoride for caries control. In Buzalaf MAR (ed): *Fluoride and the Oral Environment*. Monogr Oral Sci. Basel, Karger. 2011;22:97-114. Abstract at: <https://www.ncbi.nlm.nih.gov/pubmed/21701194>. Accessed October 26, 2017.
3. Garcia AI. Caries incidence and costs of prevention programs. *J Public Health Dent* 1989;49(5 Spec No):259-71. Abstract at: <https://www.ncbi.nlm.nih.gov/pubmed/2810223>. Article at: <https://deepblue.lib.umich.edu/handle/2027.42/66226>. Accessed October 26, 2017.
4. Milgrom P, Reisine S. Oral health in the United States: the post-fluoride generation. *Annu Rev Public Health* 2000;21:403-36. Abstract at: <https://www.ncbi.nlm.nih.gov/pubmed/10884959>. Accessed October 26, 2017.
5. Centers for Disease Control and Prevention. Ten great public health achievements--United States, 1900-1999. *MMWR* 1999;48(12):241-3. Available at: <https://www.cdc.gov/mmwr/preview/mmwrhtml/00056796.htm>. Accessed October 26, 2017.
6. Centers for Disease Control and Prevention. Fluoridation of drinking water to prevent dental caries. *MMWR* 1999;48(41):933-40. Available at: <https://www.cdc.gov/mmwr/preview/mmwrhtml/mm4841a1.htm>. Accessed October 26, 2017.
7. Jeffcott GF. United States Army. Dental service in World War II. Chapter VI. Operation of the dental service--general considerations. Medical Department. United States. Army. Office of the Surgeon General. Department of the Army. Washington, D.C. 1955. Available at: <http://history.amedd.army.mil/booksdocs/wwii/dental/DEFAULT.htm>. Accessed October 26, 2017.
8. McClure FJ. Water fluoridation: the search and the victory. Bethesda, MD: National Institute of Dental Research; 1970. Available at: <https://www.dentalwatch.org/fl/mcclure.pdf>. Accessed October 28, 2017.
9. U.S. Department of Health and Human Services, Public Health Service. Surgeon General C. Everett Koop. Surgeon General urges adoption of fluoridation. *Water fluoridation. J Public Health Dent* 1983;43(2):185.
10. U.S. Department of Health and Human Services. Oral health in America: a report of the Surgeon General. Rockville, MD: U.S. Department of Health and Human Services, National Institute of Dental and Craniofacial Research, National Institutes of Health; 2000. Available at: <https://profiles.nlm.nih.gov/ps/retrieve/ResourceMetadata/NNBBJT>. Accessed October 28, 2017.
11. U.S. Department of Health and Human Services, Public Health Service. Surgeon General David Satcher. Statement on community water fluoridation. Office of the Surgeon General. Rockville, MD; 2001. Available at: <https://www.cdc.gov/fluoridation/guidelines/surgeons-general-statements.html>. Accessed October 28, 2017.
12. U.S. Department of Health and Human Services. A national call to action to promote oral health. Rockville MD: U.S. Department of Health and Human Services, Public Health Service, Centers for Disease Control and Prevention, National Institutes of Health, National Institute of Dental and Craniofacial Research. NIH Publication 03-5303, May 2003. Available at: <https://www.nidcr.nih.gov/DataStatistics/SurgeonGeneral/NationalCalltoAction>. Accessed October 28, 2017.
13. U.S. Department of Health and Human Services, Public Health Service. Surgeon General Richard H. Carmona. Statement on community water fluoridation. Office of the Surgeon General. Rockville, MD. 2004. Available at: <https://www.cdc.gov/fluoridation/guidelines/surgeons-general-statements.html>. Accessed October 28, 2017.
14. U.S. Department of Health and Human Services, Public Health Service. Surgeon General Regina M. Benjamin. Statement on community water fluoridation. Office of the Surgeon General. Rockville, MD. 2013. Available at: <https://www.cdc.gov/fluoridation/guidelines/surgeons-general-statements.html>. Accessed October 28, 2017.
15. U.S. Department of Health and Human Services, Public Health Service. Surgeon General Vivek H. Murthy. Statement on community water fluoridation. (Video). Washington, D.C. 2016. Available at: <https://www.youtube.com/watch?list=PL050E3432C9D6BE2B&v=VPEu00-gW2I>. Accessed October 28, 2017.
16. U.S. Department of Health and Human Services. Public Health Service. Surgeon General Vivek H. Murthy. Statement on community water fluoridation. Office of the Surgeon General. Rockville, MD. 2016. Available at: <https://www.cdc.gov/fluoridation/guidelines/surgeons-general-statements.html>. Accessed October 28, 2017.
17. U.S. Department of Health and Human Services. Office of Disease Prevention and Health Promotion. *HealthyPeople.gov*. Healthy People 2020. About healthy people. Available at: <https://www.healthypeople.gov/2020/About-Healthy-People>. Accessed October 26, 2017.
18. U.S. Department of Health and Human Services. Office of Disease Prevention and Health Promotion. *HealthyPeople.gov*. Healthy People 2020. Topics and Objectives. Oral health objectives. Available at: <https://www.healthypeople.gov/2020/topics-objectives/topic/oral-health/objectives>. Accessed October 26, 2017.
19. Centers for Disease Control and Prevention. Community Water Fluoridation. Fluoridation statistics. 2014. Available at: <https://www.cdc.gov/fluoridation/statistics/2014stats.htm>. Accessed October 26, 2017.
20. The Community Guide. About the community guide. Available at: <https://www.thecommunityguide.org/about/about-community-guide>. Accessed October 26, 2017.
21. The Community Guide. Dental Caries (Cavities): Community Water Fluoridation. Snapshot. Available at: <https://www.thecommunityguide.org/findings/dental-caries-cavities-community-water-fluoridation>. Accessed October 26, 2017.
22. U.S. Department of Health and Human Services. Promoting and enhancing the oral health of the public: HHS oral health initiative. 2010. Available at: www.hrsa.gov/sites/default/files/oralhealth/hhsinitiative.pdf. Accessed October 26, 2017.
23. U.S. Department of Health and Human Services. Office of the Surgeon General. National Prevention Council. National prevention strategy. Washington, D.C. The National Academies Press. 2011. Available at: <https://www.surgeongeneral.gov/priorities/prevention/strategy/index.html>. Accessed October 28, 2017.
24. Institute of Medicine of the National Academies. Advancing oral health in America. Washington, D.C. The National Academies Press. 2011. Available at: <http://www.nationalacademies.org/hmd/reports/2011/advancing-oral-health-in-america.aspx>. Accessed October 26, 2017.
25. U.S. Department of Health and Human Services, Office of Disease Prevention and Health Promotion. *Healthy people.gov*. Healthy People 2020. Disparities. Available at: <https://www.healthypeople.gov/2020/about/foundation-health-measures/Disparities>. Accessed October 26, 2017.
26. Watt RG. From victim blaming to upstream action: tackling the social determinants of oral health inequalities. *Community Dent Oral Epidemiology* 2007;35(1):1-11. Abstract at: <https://www.ncbi.nlm.nih.gov/pubmed/17244132>. Accessed October 26, 2017.
27. Locker D. Deprivation and oral health: a review. *Community Dent Oral Epidemiol* 2000;28(3):161-9. Abstract at: <https://www.ncbi.nlm.nih.gov/pubmed/10830642>. Accessed October 26, 2017.
28. Burt BA. Fluoridation and social equity. *J Public Health Dent* 2002; 62(4):195-200. Abstract at: <https://www.ncbi.nlm.nih.gov/pubmed/12474623>. Accessed October 24, 2017.
29. Cho HJ, Lee HS, Paik DI, Bae KH. Association of dental caries with socioeconomic status in relation to different water fluoridation levels. *Community Dent Oral Epidemiol* 2014;42(6):536-42. Abstract at: <https://www.ncbi.nlm.nih.gov/pubmed/24890821>. Accessed October 26, 2017.
30. McGrady, M.G., Ellwood RP, Maguire A, Goodwin M, Boothman N, Pretty IA. The association between social deprivation and the prevalence and severity of dental caries and fluorosis in populations with and without water fluoridation. *BMC Public Health* 2012;12:1122-39. Abstract at: <https://www.ncbi.nlm.nih.gov/pubmed/23272895>. Article at: <https://www.ncbi.nlm.nih.gov/pmc/articles/PMC3543717>. Accessed October 26, 2017.
31. Jones CM, Worthington H. Water fluoridation, poverty and tooth decay in 12-year-old children. *J Dent* 2000;28(6):389-93. Abstract at: <https://www.ncbi.nlm.nih.gov/pubmed/10856802>. Accessed October 26, 2017.

Public Policy References

32. Jones CM, Worthington H. The relationship between water fluoridation and socioeconomic deprivation on tooth decay in 5-year-old children. *Br Dent J* 1999;186(8):397-400. Abstract at: <https://www.ncbi.nlm.nih.gov/pubmed/9329305>. Accessed October 26, 2017.
33. Slade GD, Spencer AJ, Davies MJ, Stewart JF. Influence of exposure to fluoridated water on socioeconomic inequalities in children's caries experience. *Community Dent Oral Epidemiol* 1996;24(2):89-100. Abstract at: <https://www.ncbi.nlm.nih.gov/pubmed/8654039>. Accessed October 26, 2017.
34. Provart S, Carmichael C. The relationship between caries, fluoridation and material deprivation in five-year old children in County Durham. *Community Dent Health* 1995;12(4):200-3. Abstract at: <https://www.ncbi.nlm.nih.gov/pubmed/8536081>. Accessed October 26, 2017.
35. Ellwood RP, O'Mullane DM. The association between area deprivation and dental caries in groups with and without fluoride in their drinking water. *Community Dent Health* 1995;12(1):18-22. Abstract at: <https://www.ncbi.nlm.nih.gov/pubmed/7697558>. Accessed October 26, 2017.
36. Institute of Medicine of the National Academies. Improving access to oral health care for vulnerable and underserved populations. Washington, D.C. The National Academies Press. 2011. Available at: <http://nationalacademies.org/HMD/Reports/2011/Improving-Access-to-Oral-Health-Care-for-Vulnerable-and-Underserved-Populations.aspx>. Accessed October 28, 2017.
37. American Dental Association. Fluoridation of water supplies. (Trans.1950:224) 1950.
38. American Dental Association. Policy on fluoridation of water supplies. (Trans.2015:274) 2015. Available at: <http://www.ADA.org/en/public-programs/advocating-for-the-public/fluoride-and-fluoridation/ada-fluoridation-policy>. Accessed October 26, 2017.
39. National Dental Association. Membership. Available at: <http://www.ndaonline.org/membership>. Accessed October 26, 2017.
40. National Dental Association. Position on water fluoridation. 2012. Available at: <http://www.ndaonline.org/position-on-water-fluoridation>. Accessed October 26, 2017.
41. Hispanic Dental Association. Advocacy: HDA Working for You. Community Water Fluoridation. Hispanic Dental Association endorses community fluoridation. Available at: <http://hdassoc.org/about-us/advocacy>. Accessed October 26, 2017.
42. American Academy of Pediatrics. AAP core values. Available at: <https://www.aap.org/en-us/about-the-aap/aap-facts/Pages/Strategic-Plan.aspx>. Accessed October 26, 2017.
43. American Academy of Pediatrics Section on Oral Health. Maintaining and improving the oral health of young children. *Pediatrics* 2014;134(6):1224-9. Abstract at: <https://www.ncbi.nlm.nih.gov/pubmed/25422016>. Accessed October 28, 2017.
44. American Medical Association. About us. 2017. Available at: <https://www.ama-assn.org/about>. Accessed October 26, 2017.
45. McKay FS. The fluoridation of public water supplies. *Ann Dent* 1951;10(3):87-9.
46. American Medical Association. Water fluoridation H-440.972. In: American Medical Association Policy Finder. Available at: <https://www.ama-assn.org/about-us/policyfinder>. Accessed October 28, 2017.
47. American Public Health Association. About APHA. 2017. Available at: <https://www.apha.org/about-apha>. Accessed October 26, 2017.
48. American Public Health Association. Policy 5005. Fluoridation of public water supplies. 1950 Jan 01. Available at: <https://www.apha.org/policies-and-advocacy/public-health-policy-statements>. Accessed August 23, 2017.
49. American Public Health Association. Policy 20087. Community water fluoridation in the United States. 2008 Oct 28. Available at: <https://www.apha.org/policies-and-advocacy/public-health-policy-statements>. Accessed August 23, 2017.
50. World Health Organization. About WHO. The guardian of global health. Available at: <http://www.who.int/about/what-we-do/global-guardian-public-health/en>. Accessed October 25, 2017.
51. World Health Organization. Fluoridation and dental health. (WHA22.30). 1969 Jul 23. Available at: <http://apps.who.int/iris/handle/10665/91255>. Accessed October 28, 2017.
52. WHO Expert Committee on Oral Health Status and Fluoride Use. Fluorides and oral health: report of a WHO expert committee on oral health status and fluoride use. WHO Tech Rep Ser 1994;846:1-37. Available at: http://apps.who.int/iris/bitstream/10665/39746/1/WHO_TRS_846.pdf. Accessed October 28, 2017.
53. Petersen PE, Lennon MA. Effective Use of fluorides for the prevention of dental caries in the 21st century: the WHO approach. *Community Dent Oral Epidemiol* 2004;32(5):319-21. Abstract at: <https://www.ncbi.nlm.nih.gov/pubmed/15341615>. Accessed October 26, 2017.
54. Petersen PE. World Health Organization global policy for improvement of oral health--World Health Assembly 2007. *Int Dent J* 2008;58(3):115-21. Abstract at: <https://www.ncbi.nlm.nih.gov/pubmed/18630105>. Accessed October 26, 2017.
55. Petersen PE, Ogawa H. Prevention of dental caries through the use of fluoride--the WHO approach. *Community Dent Health* 2016;33(2):66-8.
56. 2013 Pulitzer Prizes. Journalism. Editorial Writing. Available at: <http://www.pulitzer.org/prize-winners-by-year/2013>. Accessed October 26, 2017.
57. Safe Water Association, Inc. v. City of Fond du Lac, 184 Wis.2d 365, 516, N.W. 2d 13. (Wis. Ct. App. 1994). Available at: <http://fluidlaw.org/caselaw/safe-water-association-inc-v-city-fond-du-lac>. Accessed October 28, 2017.
58. Block LE. Antifluoridationists persist: the constitutional basis for fluoridation. *J Public Health Dent* 1986;46(4):188-98. Abstract at: <https://www.ncbi.nlm.nih.gov/pubmed/3465958>. Accessed October 26, 2017.
59. Christoffel T. Fluorides, facts and fanatics: public health advocacy shouldn't stop at the courthouse door. *Am J Public Health* 1985;75(8):888-91. Abstract at: <https://www.ncbi.nlm.nih.gov/pubmed/4025650>. Article at: <https://www.ncbi.nlm.nih.gov/pmc/articles/PMC1646352>. Accessed October 26, 2017.
60. McMenamin JP. Fluoridation of water in Virginia: the tempest in the teapot. *J Law Ethics Dent* 1988;1(1):42-6.
61. Roemer R. Water fluoridation: public health responsibility and the democratic process. *Am J Public Health Nations Health* 1965;55(9):1337-48. Article at: <https://www.ncbi.nlm.nih.gov/pmc/articles/PMC1256473>. Accessed October 26, 2017.
62. Strong GA. Liberty, religion, and fluoridation. *J Am Dent Assoc* 1968;76(6):1398-409.
63. Easlick KA. An appraisal of objections to fluoridation. *J Am Dent Assoc* 1962;65(5):868-93.
64. McNeil DR. The fight for fluoridation. New York: Oxford University Press; 1957.
65. Newbrun E. The fluoridation war: a scientific dispute or a religious argument? *J Public Health Dent* 1996;56(5 Spec No):246-52. Abstract at: <https://www.ncbi.nlm.nih.gov/pubmed/9034969>. Accessed October 26, 2017.
66. Scott DB. The dawn of a new era. *J Public Health Dent* 1996;56(5 Spec No):235-8. Abstract at: <https://www.ncbi.nlm.nih.gov/pubmed/9034966>. Accessed October 26, 2017.
67. Lamberg M, Hausen H, Vartiainen T. Symptoms experienced during periods of actual and supposed water fluoridation. *Community Dent Oral Epidemiol* 1997;25(4):291-5. Abstract at: <https://www.ncbi.nlm.nih.gov/pubmed/9332806>. Accessed October 26, 2017.
68. Hazard vs outrage: public perception of fluoridation risks. *J Public Health Dent* 1990;50(4):285-7.
69. Reekies D. Fear of fluoride. *Br Dent J* 2017;222(1):16-18. Abstract at: <https://www.ncbi.nlm.nih.gov/pubmed/28084346>. Accessed October 26, 2017.

Public Policy References

70. Armfield JM. When public action undermines public health: a critical examination of antifluoridationist literature. *Aust New Zealand Health Policy* 2007;4:25. Abstract at: <https://www.ncbi.nlm.nih.gov/pubmed/18067684>. Article at: <https://www.ncbi.nlm.nih.gov/pmc/articles/PMC2222595>. Accessed October 26, 2017.
71. Mertz A, Allukian M Jr. Community water fluoridation on the internet and social media. *J Mass Dent Soc.* 2014;63(2):32–6. Abstract at: <https://www.ncbi.nlm.nih.gov/pubmed/25230407>. Accessed October 26, 2017.
72. Seymour B, Getman R, Saraf A, Zhang LH, Kalenderian E. When advocacy obscures accuracy online: digital pandemics of public health misinformation through an antifluoride case study. *Am J Public Health* 2015;105(3):517–23. Abstract at: <https://www.ncbi.nlm.nih.gov/pubmed/25602893>. Article at: <https://www.ncbi.nlm.nih.gov/pmc/articles/PMC4330844>. Accessed October 26, 2017.
73. *Daubert v. Merrell Dow Pharmaceuticals, Inc.*, 509 U.S. 579, 113, S.Ct. 2786 (1993).
74. Neenan ME. Obstacles to extending fluoridation in the United States. *Community Dent Health* 1996;13 Suppl 2:10–20. Abstract at: <https://www.ncbi.nlm.nih.gov/pubmed/8897746>. Accessed October 26, 2017.
75. Lowry RJ. Antifluoridation propaganda material--the tricks of the trade. *Br Dent J* 2000;189(10):528–30.
76. Mandel I. A symposium on the new fight for fluorides. *J Public Health Dent* 1985;45(3):133–79.
77. Lang P, Clark C. Analyzing selected criticisms of water fluoridation. *J Can Dent Assoc* 1981;47(3):i–xii.
78. Fluoride Action Network. Communities which have rejected fluoridation since 1990. Available at: <http://fluoridealert.org/content/communities>. Accessed October 26, 2017.
79. American Dental Association. U.S. communities voting to adopt fluoridation. 2017. Available at: <http://www.ADA.org/en/public-programs/advocating-for-the-public/fluoride-and-fluoridation/ada-fluoridation-resources>. Accessed October 28, 2017.
80. Centers for Disease Control and Prevention. Fluoridation. Fluoridation growth. Available at: <https://www.cdc.gov/fluoridation/statistics/fsgrowth.htm>. Accessed October 26, 2017.
81. Centers for Disease Control and Prevention. Fluoridation Statistics. 2000. Available at: <https://www.cdc.gov/fluoridation/statistics/2000stats.htm>. Accessed October 26, 2017.
82. American Dental Association. Water fluoridation status of the 50 largest cities in the United States. 2017. Available at: <http://www.ADA.org/en/public-programs/advocating-for-the-public/fluoride-and-fluoridation/ada-fluoridation-resources>. Accessed October 28, 2017.
83. U.S. Department of Health and Human Services. Archive Healthy People 2010. 21 Oral health. Available at: <http://www.healthypeople.gov/2010/Document/HTML/Volume2/21Oral.htm>. Accessed October 28, 2017.
84. Frazier PJ. Fluoridation: a review of social research. *J Public Health Dent* 1980;40(3):214–33.
85. Margolis FJ, Cohen SN. Successful and unsuccessful experiences in combating the antifluoridationists. *Pediatrics* 1985;76(1):113–8. Abstract at: <https://www.ncbi.nlm.nih.gov/pubmed/4011342>. Accessed October 26, 2017.
86. Easley MW. The new antifluoridationists: who are they and how do they operate? *J Public Health Dent* 1985;45(3):133–41. Abstract at: <https://www.ncbi.nlm.nih.gov/pubmed/3861861>. Accessed October 26, 2017.
87. Wulf CA, Hughes KF, Smith KG, Easley MW. Abuse of the scientific literature in an antifluoridation pamphlet. Columbus OH: American Oral Health Institute Press; 1988. Available at: <http://www.cyber-nook.com/water/AbuseOfTheScientificLiteratureInAnAntifluoridationPamphlet.htm>. Accessed October 28, 2017.
88. ADA/ASTDD/CDC. Fluoridation awards. Available at: <http://www.ADA.org/en/public-programs/advocating-for-the-public/fluoride-and-fluoridation/ada-fluoridation-resources/fluoridation-awards>. Accessed October 26, 2017.
89. British Fluoridation Society. One in a million: the facts about fluoridation. Third edition. 2012. Available at: <https://www.bfsweb.org/one-in-a-million>. Accessed October 26, 2017.
90. O'Mullane DM, Baez RJ, Jones S, Lennon MA, Petersen PE, Rugg-Gunn AJ, Whelton H, Whitford GM. Fluoride and oral health. *Community Dent Health* 2016;33(2):69–99. Abstract at: <https://www.ncbi.nlm.nih.gov/pubmed/27352462>. Accessed October 26, 2017.
91. Australian Government. National health and medical research council public statement: efficacy and safety of fluoridation. 2007. Available at: <https://www.nhmrc.gov.au/guidelines-publications/eh41>. Accessed October 26, 2017.
92. Public Health England. Water fluoridation: health monitoring report for England 2014. Available at: <https://www.gov.uk/government/publications/water-fluoridation-health-monitoring-report-for-england-2014>. Accessed October 26, 2017.
93. Sutton M, Kiersey R, Farragher L, Long J. Health effects of water fluoridation: an evidence review. 2015. Ireland Health Research Board. Available at: <http://www.hrb.ie/publications/hrb-publication/publications/674>. Accessed October 26, 2017.
94. Royal Society of New Zealand and the Office of the Prime Minister's Chief Science Advisor. Health effects of water fluoridation: a review of the scientific evidence. 2014. Available at: <http://royalsociety.org.nz/what-we-do/our-expert-advice/all-expert-advice-papers/health-effects-of-water-fluoridation>. Accessed October 26, 2017.
95. Scientific Committee on Health and Environment Risks (SCHER) of the European Commission. Critical review of any new evidence on the hazard profile, health effects, and human exposure to fluoride and the fluoridating agents of drinking water. 2011. Available at: http://ec.europa.eu/health/scientific_committees/opinions_layman/fluoridation/en/1-3/index.htm. Accessed October 26, 2017.
96. U.S. Department of Health and Human Services. Federal Panel on Community Water Fluoridation. U.S. Public Health Service recommendation for fluoride concentration in drinking water for the prevention of dental caries. *Public Health Rep* 2015;130(4):318–331. Article at: <https://www.ncbi.nlm.nih.gov/pmc/articles/PMC4547570>. Accessed October 26, 2017.
97. European Commission. Drinking water directive. (Council Directive 98/83/EC of 3 November 1998). Available at: http://ec.europa.eu/environment/water/water-drink/legislation_en.html. Accessed October 26, 2017.
98. Marthaler TM. Water fluoridation results in Basel since 1962: health and political implications. *J Public Health Dent* 1996;56(5 Spec No):265–70. Abstract at: <https://www.ncbi.nlm.nih.gov/pubmed/9034972>. Accessed October 26, 2017.

Cost

68. Cost-effective and cost-saving? 106
69. Practical? 109

68. Is water fluoridation a cost-effective and cost-saving method of preventing tooth decay?

Answer.

Yes. When compared to the cost of other prevention programs, water fluoridation is the most cost-effective means of preventing tooth decay for both children and adults in the United States. A number of studies over the past 15 years have attempted to place a specific dollar value on the benefit of fluoridation. These studies, conducted in different years (and therefore using different dollar values), encompassing different communities/populations and different methodologies have two conclusions in common: 1) for systems that serve more than 1,000 people, the economic benefit of fluoridation exceeds the cost and 2) the benefit-cost ratios increased as the size of the populations increase largely due to economies of scale.

Fact.

The cost of community water fluoridation varies for each community depending on the following factors.¹

1. Size of the community (population and water usage);
2. Number of fluoride injection points where fluoride additives will be added to the water system;
3. Amount and type of equipment used to add and monitor fluoride additives;
4. Amount and type of fluoride additive needed to reach the target fluoride level of 0.7 mg/L; its price, cost of transportation and storage; and
5. Expertise and preferences of personnel at the water plant.

In 2016, a study² led by researchers from the Colorado School of Public Health created a model of fluoridation program costs, savings, net savings and return on investment for the 2013 U.S. population with access to optimally fluoridated water systems that served 1,000 or more people. The researchers found that savings associated with individuals avoiding tooth decay in 2013 as a result of fluoridation were estimated at \$6.8 billion, or \$32.19 per person, for the more than 211 million people who had access to fluoridated water through community water systems serving more than 1,000 people that year. Based on the estimated cost of the systems to fluoridate (\$324 million), the net savings from fluoridation was estimated at \$6.5 billion and the estimated return on investment (ROI) averaged 20 to 1 across water systems of all sizes (from 1,000 to over 100,000 people with a ROI range of 15.5 to 26.2). However, it was noted that the cost per person to fluoridate can vary significantly among different sizes of communities based on a number of the factors outlined in the previous paragraph. Because of those variables, the researchers urged communities to inform their policy decisions by identifying their specific water system's annual cost and comparing that cost to the annual estimated per person savings (\$32.19) in averted treatment costs. The researchers noted that in 2013, while 211 million people had access to fluoridated water, more than 78 million people had access to a public water system that served 1,000 or more people that was not fluoridated. The study findings suggest that if those water systems had been fluoridated, an additional \$2.5 billion could have been saved as a result of reductions in tooth decay.²

The economic benefits of fluoridation were also reconfirmed in a systematic review³ conducted in 2013 by the Community Preventive Services Task Force which sought to update their prior review conducted in 2002⁴ which also found that fluoridation saved money. The 2013 review concluded that recent

evidence continues to indicate the economic benefit of fluoridation programs exceeds their cost. The review also noted that benefit-cost ratio increases with the population of the community.

Because of the decay reducing effects of fluoride, the need for restorative dental care is typically lower in fluoridated communities. Therefore, an individual residing in a fluoridated community will typically pay for fewer dental restorative services (such as fillings) during a lifetime. A study⁵ published in 2005, estimated the cost and treatment savings resulting from community water fluoridation programs in Colorado. The study also estimated the added savings if communities without water fluoridation initiated a fluoridation program. The study estimated a community fluoridation program generated treatment savings through prevented tooth decay of \$61 for every \$1 spent to fluoridate the community's water. On a state level, results indicated an annual savings of nearly \$150 million associated with the water fluoridation programs and projected a nearly \$50 million annual savings if the remaining 52 nonfluoridated water systems in Colorado were to implement water fluoridation programs.⁵

There are various types of dental restorations (fillings) commonly used for the initial treatment of tooth decay (cavities) including amalgam (silver) and composite resins (tooth-colored). In the 2016 study noted earlier², the most commonly used treatment was a two-surface composite resin restoration in posterior (back) permanent teeth. Considering the fact that in the United States the fee⁶ for a two-surface composite resin restoration in a permanent tooth placed by a general dentist typically ranges from \$165-\$305*, fluoridation clearly demonstrates significant cost savings. An individual can enjoy a lifetime of fluoridated water for less than the cost of one dental filling.

An individual can enjoy a lifetime of fluoridated water for less than the cost of one dental filling.

*The Survey data should not be interpreted as constituting a fee schedule in any way, and should not be used for that purpose. Dentists must establish their own fees based on their individual practice and market considerations. The American Dental Association discourages dentists from engaging in any unlawful concerted activity regarding fees or otherwise.

When it comes to the cost of treating dental disease, everyone pays. Not just those who need treatment, but the entire community — through higher health insurance premiums and higher taxes. Cutting dental care costs by reducing tooth decay is something a community can do to improve oral health and save money for everyone. With the escalating cost of health care, fluoridation remains a community public health measure that saves money and so benefits all members of the community.

When it comes to the cost of treating dental disease, everyone pays. Not just those who need treatment, but the entire community — through higher health insurance premiums and higher taxes. Cutting dental care costs by reducing tooth decay is something a community can do to improve oral health and save money for everyone.

The economic importance of fluoridation is underscored by the fact that the cost of treating dental disease frequently is paid not only by the affected individual, but also by the general public through services provided by health departments, community health clinics, health insurance premiums, the military and other publicly supported medical programs.⁷ For example, results from a New York State study published in 2010⁸ that compared the number of Medicaid claims in 2006 for cavity-related procedures in fluoridated and nonfluoridated counties showed a 33.4% higher level of claims for fillings, root canals and extractions in nonfluoridated counties as compared to such claims in fluoridated counties.⁸

Fluoridation contributes much more to overall health than simply reducing tooth decay. It prevents needless infection, pain, suffering and loss of teeth and saves vast sums of money in dental treatment cost — particularly in cases where dental care is received through surgical intervention in a hospital or through hospital emergency services.

In a study⁹ conducted in Louisiana, Medicaid-eligible children (ages 1-5) residing in communities without fluoridated water were three times more likely than Medicaid-eligible children residing in communities with fluoridated water to receive dental treatment in a hospital and the cost of dental treatment per eligible child was approximately twice as high. In addition

to community water fluoridation status, the study took into account per capita income, population and number of dentists per county.⁹

By preventing tooth decay, fluoridation also plays a role in reducing visits to hospital emergency rooms (ERs) for toothaches and other related dental problems where treatment costs are high. Most hospitals do not have the facilities or staff to provide comprehensive or even emergency dental care. Many patients receive only antibiotics or pain medication but the underlying dental problem is not addressed. In too many cases, the patient returns to the ER in a few days with the same problem or worse.

School-based dental disease prevention activities such as fluoride mouthrinse or tablet programs, professionally applied topical fluorides, dental health education and placement of dental sealants are beneficial but have not been found to be as cost-effective in preventing tooth decay as community water fluoridation.¹⁰ In 1985, the National Preventive Dentistry Demonstration Program¹⁰ analyzed various types and combinations of school-based preventive dental services to determine the cost and effectiveness of these types of prevention programs. Ten sites from across the nation were selected. Five of the sites had fluoridated water and five did not. Over 20,000 second and fifth graders participated in the study over a period of four years. Students were examined and assigned by site to one or a combination of the following groups:

- biweekly in class brushing and flossing plus a home supply of fluoride toothpaste and dental health lessons (ten per year);
- in-class daily fluoride tablets (in nonfluoridated areas);
- in-school weekly fluoride mouthrinsing;
- in-school professionally applied topical fluoride;
- in-school professionally applied dental sealants, and
- a control.¹⁰

After four years, approximately 50% of the original students were examined again. The study affirmed the value and effectiveness of community water fluoridation. At the sites where the community

water was fluoridated, students had fewer cavities, as compared to those sites without fluoridated water where the same preventive measures were implemented. In addition, while sealants were determined to be an effective prevention method, the cost of a sealant program was substantially more than the cost of fluoridating the community water demonstrating fluoridation as the most cost-effective preventive option.¹⁰

In an effort to balance budgets, decision makers sometimes make economic choices that amount to being “penny wise and pound foolish.” In other words, they cut an expense today that appears to be a sure money saver. But they fail to take a long-term view (or see the big picture) on the consequences of that action. They fail to see how money spent now can provide greater savings in the future. A decision to eliminate funding for a successful community water fluoridation program would be an example of that kind of action. Often decision makers are swayed by the promise of an alternative fluoride delivery system without considering who it will cover (and who it will not cover), how it will be administered and what it will cost. Examples of these alternative fluoride delivery programs include school-based fluoride mouthrinse programs, fluoride supplements, fluoride varnish and other professionally applied topical fluorides. Often dental health education programs including dispensing “free” toothbrushes and fluoridated toothpaste are mentioned as an alternative to fluoridation. All of these programs can be beneficial but are not as cost-effective as fluoridation programs because they typically require additional personnel to facilitate the programs, action on the part of the recipient and have much higher administrative and supply costs. Additionally, these programs typically target only children and so do not provide decay preventing benefits to adults. Fluoridation benefits all members of the community — children and adults — and is more cost-effective.

The CDC’s “Health Impact in 5 Years” (HI-5) initiative¹¹ launched in 2016 highlights community-wide approaches that have evidence reporting 1) positive health impacts, 2) results in five years and 3) cost-effectiveness or cost savings over the lifetime of the population or earlier. Fluoridation is one of the community approaches included in the HI-5 Initiative as it has great potential to help keep people healthy as it reaches all members of a community where they live, learn, work, and play. Documenting the impact

of fluoridation can be challenging partially because the beneficial effect is not immediately apparent.¹² Cost savings from fluoridation would be expected to increase over several years' time. The most notable decrease in tooth decay would be anticipated in young children who received the benefits of fluoridation over their lifetime in both their primary teeth and as their adult teeth begin to appear when the children are approximately six years old. More immediate savings could be realized in recently fluoridated communities as children who had once received fluoride supplements would no longer require these prescriptions which are typically recommended for children from six months to 16 years of age, whose primary drinking water source is not fluoridated and have been determined to be at high risk for tooth decay.

Benefits from the prevention of tooth decay can include:

- freedom from dental pain
- a more positive self-image
- fewer missing teeth
- fewer cases of poorly aligned tooth aggravated by tooth loss
- fewer teeth requiring root canal treatment
- reduced need for crown, bridges, dentures and implants
- less time lost from school or work because of dental pain or visits to the dentist

While some of these types of benefits are difficult to measure economically, they are extremely important.^{13,14}

Fluoridation remains the most cost-effective and practical form of preventing tooth decay in the United States and other countries with established municipal water systems. It is one of the very few public health measures that actually saves more money than it costs.^{13,15-17}

69. Why fluoridate an entire water system when the vast majority of the water is not used for drinking?

Answer.

It is more practical and less costly to fluoridate an entire water supply than to attempt to treat only the water that will be consumed.

Fact.

Water systems treat all the water supplied to communities to the same high standards, for disinfection, clarity or fluoridation, whether the water is to be used for washing dishes, washing a car, watering lawns, preparing food or drinking. Although not all that water needs to be disinfected, clarified or fluoridated, it is more practical and cost efficient to treat all the water delivered to the customer to the same standard.

Fluoride is only one of more than 40 different chemicals/additives that can be used to treat water in the United States. Many are added for aesthetic or convenience purposes such as to improve the odor or taste, prevent natural cloudiness or prevent staining of clothes or porcelain.¹⁸ The cost of additives for fluoridating a community's water supply is very low on a per capita basis; therefore, it is practical to fluoridate the entire water supply. It would be prohibitively expensive and impractical for a community to have two water systems — one that provided drinking water and another for all other water use (watering lawns, laundry, flushing toilets).

Many organizations that are concerned about water use, conservation and quality support the practice of water fluoridation. For example, the American Water Works Association, an international nonprofit scientific and educational association dedicated to the improvement of drinking water quality and supply, supports the practice of fluoridation of public water supplies.¹⁹

Cost References

1. Centers for Disease Control and Prevention. Recommendations for using fluoride to prevent and control dental caries in the United States. *MMWR* 2001;50(No.RR-14):22. Available at: <https://www.cdc.gov/mmwr/preview/mmwrhtml/rr5014a1.htm>. Accessed October 25, 2017.
2. O'Connell J, Rockell J, Ouellet J, Tomar SL, Maas W. Cost and savings associated with community water fluoridation in the United States. *Health Aff (Millwood)* 2016;35(12):2224-32. Abstract at: <https://www.ncbi.nlm.nih.gov/pubmed/27920310>. Accessed October 25, 2017.
3. Ran T, Chattopadhyay SK. Community Preventive Services Task Force. Economic evaluation of community water fluoridation: a Community Guide systematic review. *Am J Prev Med* 2016;50(6):790-6. Abstract at: <https://www.ncbi.nlm.nih.gov/pubmed/26776927>. Accessed October 25, 2017.
4. Truman BI, Gooch BF, Sulemana I, Gift HC, Horowitz AM, Evans, Jr CA, Griffin SO, Carande-Kulis VG. Task Force on Community Preventive Services. Reviews of evidence on interventions to prevent dental caries, oral and pharyngeal cancers, and sports-related craniofacial injuries. *Am J Prev Med* 2002;23(15):21-54. Abstract at: <https://www.ncbi.nlm.nih.gov/pubmed/12091093>. Accessed October 24, 2017.
5. O'Connell JM, Brunson D, Anselmo T, Sullivan PW. Cost and savings associated with community water fluoridation programs in Colorado. *Prev Chronic Dis* 2005;2(Spec no A06). Abstract at: <https://www.ncbi.nlm.nih.gov/pubmed/16263039>. Article at: http://www.cdc.gov/pcd/issues/2005/nov/05_0082.htm. Accessed October 24, 2017.
6. American Dental Association. 2016 Survey of dental fees. Center for Professional Success. 2016. Available at: <http://success.ADA.org/en/practice-management/finances/survey-of-dental-fees>. Accessed October 24, 2017.
7. White BA, Antczak-Bouckoms AA, Weinstein MC. Issues in the economic evaluation of community water fluoridation. *J Dent Educ* 1989;53(11):1989. Abstract at: <https://www.ncbi.nlm.nih.gov/pubmed/2509526>. Accessed October 26, 2017.
8. Kumar JV, Adekugbe O, Melnik T. Geographic variation in Medicaid claims for dental procedures in New York State: role of fluoridation under contemporary conditions. *Public Health Reports* 2010;125(5):647-54. Abstract at: <https://www.ncbi.nlm.nih.gov/pubmed/20873280>. Article at: <https://www.ncbi.nlm.nih.gov/pmc/articles/PMC2925000>. Accessed October 26, 2017.
9. Centers for Disease Control and Prevention. Water fluoridation and costs of Medicaid treatment for dental decay - Louisiana, 1995-1996. *MMWR* 1999;48(34):753-7. Available at: <https://www.cdc.gov/mmwr/preview/mmwrhtml/mm4834a2.htm>. Accessed October 26, 2017.
10. Klein SP, Bohannon HM, Bell RM, Disney JA, Foch CB, Graves RC. The cost and effectiveness of school-based preventive dental care. *Am J Public Health* 1985;75(4):382-91. Abstract at: <https://www.ncbi.nlm.nih.gov/pubmed/3976964>. Article at: <https://www.ncbi.nlm.nih.gov/pmc/articles/PMC1646230>. Accessed October 25, 2017.
11. Centers for Disease Control and Prevention. Office of the Associate Director for Policy. Health impact in 5 years. Available at: <https://www.cdc.gov/policy/hst/hi5/index.html>. Accessed October 26, 2017.
12. Kumar JV. Is water fluoridation still necessary? *Adv Dent Res* 2008;20(1):8-12.
13. U.S. Department of Health and Human Services, Public Health Service. Toward improving the oral health of Americans: an overview of oral status, resources on health care delivery. Report of the United States Public Health Service Oral Health Coordinating Committee. Washington, DC; March 1993. Article at: <https://www.jstor.org/stable/4597481>. Accessed October 28, 2017.
14. Schlesinger E. Health studies in areas of the USA with controlled water fluoridation. In: *Fluorides and Human Health*. World Health Organization Monograph Series No. 59. Geneva;1970:305-10.
15. U.S. Department of Health and Human Services. For a healthy nation: returns on investment in public health. Washington, DC: U.S. Government Printing Office; August 1994. Available at: <https://archive.org/details/forhealthynation00unse>. Accessed October 28, 2017.
16. Garcia AI. Caries incidence and costs of prevention programs. *J Public Health Dent* 1989;49(5 Spec No):259-71. Abstract at: <https://www.ncbi.nlm.nih.gov/pubmed/2810223>. Article at: <https://deepblue.lib.umich.edu/handle/2027.42/66226>. Accessed October 26, 2017.
17. Griffin SO, Jones K, Tomar SL. An economic evaluation of community water fluoridation. *J Public Health Dent* 2001;61(2):78-86. Abstract at: <https://www.ncbi.nlm.nih.gov/pubmed/11474918>. Accessed October 26, 2017.
18. American Water Works Association. Water fluoridation principles and practices. AWWA Manual M4. Sixth edition. Denver. 2016.
19. American Water Works Association. Policy Statement. Fluoridation of public water supplies. 2016. Available at: <https://www.awwa.org/about-us/policy-statements/policy-statement/articleid/202/fluoridation-of-public-water-supplies.aspx>. Accessed October 26, 2017.

For more information on
other ADA Catalog
resources or to purchase the
Fluoridation Facts print copy,
please visit ADAcatalog.org.

Fluoridation Facts

Fluoridation Facts contains answers to frequently asked questions regarding community water fluoridation. As ADA's premier resource on fluoridation, the booklet contains information regarding the latest scientific research in an easy to use question and answer format to assist policy makers and the general public in making informed decisions about fluoridation. Over 400 references are used to answer questions related to fluoridation's effectiveness, safety, practice and cost-effectiveness.

J120

To order additional copies,
call 800.947.4746
or visit ADAcatalog.org

© 2018 American Dental Association
All rights reserved.

ISBN 978-1-941807-76-7



9 0000



9 781941 807767